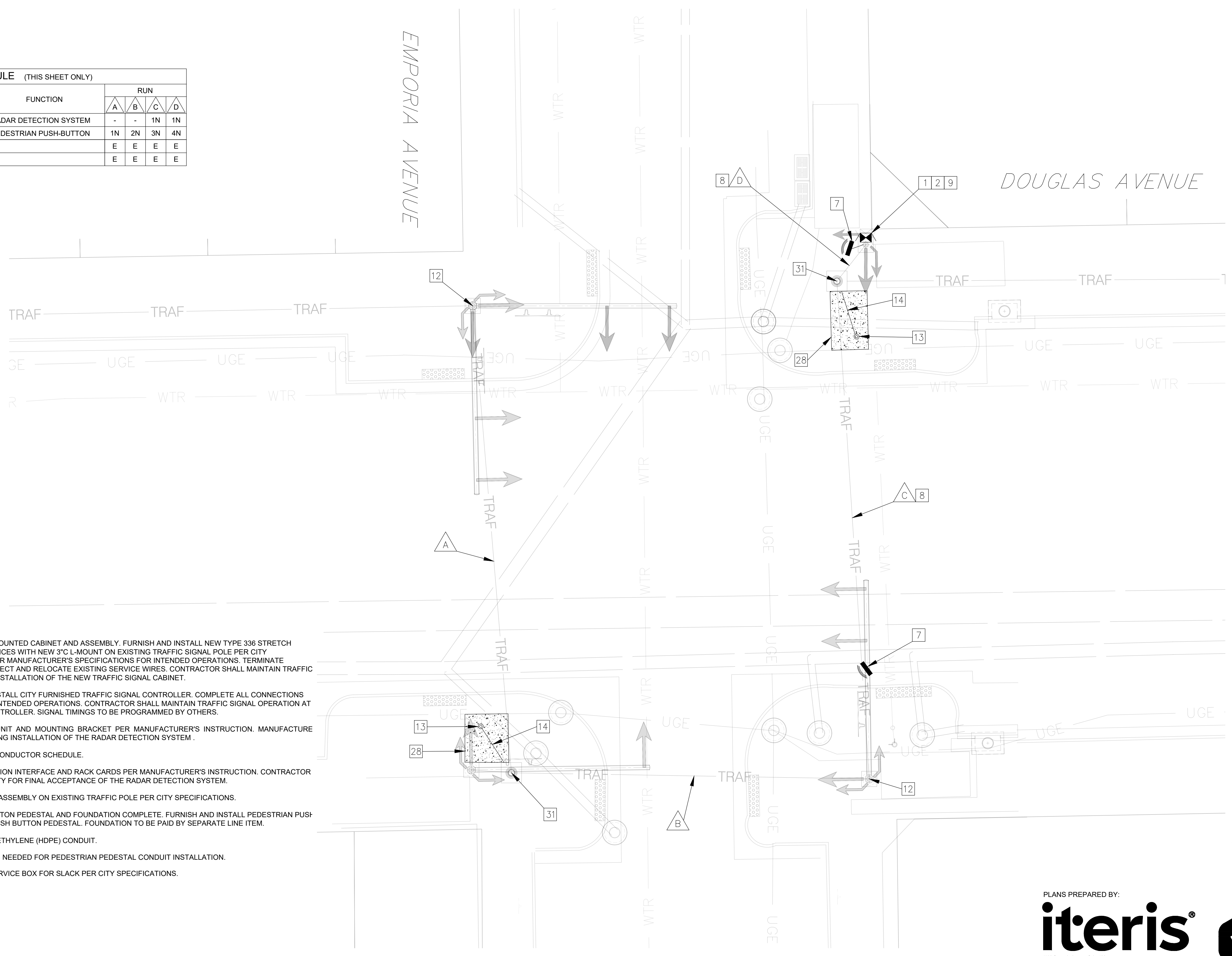
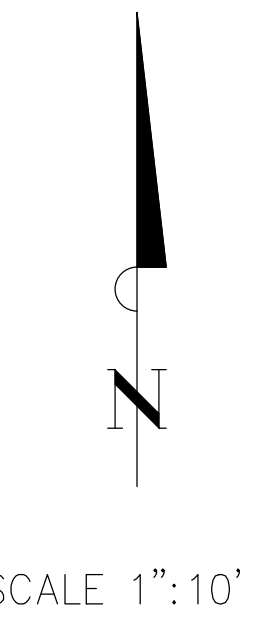


CONDUCTOR SCHEDULE (THIS SHEET ONLY)					
CONDUCTOR TYPE	FUNCTION	RUN			
		A	B	C	D
RADAR DETECTION CABLE	RADAR DETECTION SYSTEM	-	-	1N	1N
CONDUCTOR SIGNAL CABLE (5 CSC)	PEDESTRIAN PUSH-BUTTON	1N	2N	3N	4N
CONDUIT SIZE		E	E	E	E
CONDUIT TYPE		E	E	E	E

(N) DENOTES NEW (E) DENOTES EXISTING



NEW INSTALLATION QUANTITIES	
TRAFFIC SIGNAL CABINET	1
TRAFFIC SIGNAL CONTROLLER	1
PEDESTRIAN PUSH BUTTON ASSEMBLY	4
PEDESTRIAN PUSH BUTTON PEDESTAL	2
RADAR DETECTOR UNIT & MOUNTING BRACKET	2
RADAR DETECTION CABINET INTERFACE	1
RADAR DETECTION RACK CARDS	2
RADAR DETECTOR SYSTEM CABLE (LF)	200
2" HDPE CONDUIT (LF)	30
5-CSC CONDUCTOR SIGNAL CABLE (LF)	795
CONCRETE SIDEWALK (SF)	165

**CONSTRUCTION NOTES:**

- 1 REMOVE AND SALVAGE EXISTING TYPE 336 POLE-MOUNTED CABINET AND ASSEMBLY. FURNISH AND INSTALL NEW TYPE 336 STRETCH POLE-MOUNTED CABINET AND OTHER APPURTENANCES WITH NEW 3"C L-MOUNT ON EXISTING TRAFFIC SIGNAL POLE PER CITY SPECIFICATIONS. COMPLETE ALL CONNECTIONS PER MANUFACTURER'S SPECIFICATIONS FOR INTENDED OPERATIONS. TERMINATE EXISTING CONDUCTORS IN NEW CABINET. DISCONNECT AND RELOCATE EXISTING SERVICE WIRES. CONTRACTOR SHALL MAINTAIN TRAFFIC SIGNAL OPERATIONAL AT ALL TIMES DURING THE INSTALLATION OF THE NEW TRAFFIC SIGNAL CABINET.
- 2 REMOVE AND SALVAGE EXISTING CONTROLLER. INSTALL CITY FURNISHED TRAFFIC SIGNAL CONTROLLER. COMPLETE ALL CONNECTIONS PER MANUFACTURER'S SPECIFICATIONS FOR THE INTENDED OPERATIONS. CONTRACTOR SHALL MAINTAIN TRAFFIC SIGNAL OPERATION AT ALL TIMES DURING INSTALLATION OF THE NEW CONTROLLER. SIGNAL TIMINGS TO BE PROGRAMMED BY OTHERS.
- 7 FURNISH AND INSTALL NEW RADAR DETECTOR UNIT AND MOUNTING BRACKET PER MANUFACTURER'S INSTRUCTION. MANUFACTURE REPRESENTATIVE SHALL VERIFY PLACEMENT DURING INSTALLATION OF THE RADAR DETECTION SYSTEM.
- 8 INSTALL NEW RADAR DETECTOR UNIT CABLE PER CONDUCTOR SCHEDULE.
- 9 FURNISH, INSTALL AND CONFIGURE RADAR DETECTION INTERFACE AND RACK CARDS PER MANUFACTURER'S INSTRUCTION. CONTRACTOR SHALL COORDINATE WITH MANUFACTURER AND CITY FOR FINAL ACCEPTANCE OF THE RADAR DETECTION SYSTEM.
- 12 FURNISH AND INSTALL PEDESTRIAN PUSH BUTTON ASSEMBLY ON EXISTING TRAFFIC POLE PER CITY SPECIFICATIONS.
- 13 FURNISH AND INSTALL NEW PEDESTRIAN PUSH BUTTON PEDESTAL AND FOUNDATION COMPLETE. FURNISH AND INSTALL PEDESTRIAN PUSH BUTTON ASSEMBLY ON PROPOSED PEDESTRIAN PUSH BUTTON PEDESTAL. FOUNDATION TO BE PAID BY SEPARATE LINE ITEM.
- 14 FURNISH AND INSTALL NEW 2" HIGH DENSITY POLYETHYLENE (HDPE) CONDUIT.
- 28 REMOVE AND REPLACE 4" CONCRETE SIDEWALK AS NEEDED FOR PEDESTRIAN PEDESTAL CONDUIT INSTALLATION.
- 31 COIL 6 FEET (1.83 METERS) OF SIGNAL CABLE IN SERVICE BOX FOR SLACK PER CITY SPECIFICATIONS.


**LEGEND**

- TRAFFIC SIGNAL CABINET
- RADAR DETECTION UNIT
- PEDESTRIAN PUSH-BUTTON PEDESTAL
- VIDEO DETECTION CAMERA

THIS PLAN IS ACCURATE FOR EQUIPMENT UPGRADE WORK ONLY.

PLANS PREPARED BY:

**iteris**



**BAUGHMAN COMPANY**  
315 Ellis St. Wichita, KS 67211 316-262-7271  
BaughmanCo.com

1700 Carnegie Avenue, Suite 100  
Santa Ana, CA 92705-0051  
Phone: (949) 270-9480  
Fax: (949) 270-9481


KS: (800) 344-7233 WICHITA: (316) 687-2470

The Contractor shall provide a minimum advance notice of TWO (2) Working Days to Utility Companies prior to any excavation.

REVISIONS			
NO.	DATE	DESCRIPTION	APP.

REFERENCES	
BENCH MARK NO.	ELEVATION
BASIS OF BEARING	

DESIGNED BY: BAUGHMAN CO. & ITERIS, INC	DATE: 05/07/21	CHECKED BY: STEVEN P. GARBE	DATE: 05/07/21
DRAWN BY: BAUGHMAN CO. & ITERIS, INC	DATE: 05/07/21		
RECOMMENDED BY:			
APPROVED BY:			



**DOUGLAS AVENUE TRAFFIC SIGNAL IMPROVEMENTS**  
**DOUGLAS AVENUE EQUIPMENT UPGRADES**  
**EMPORIA AVENUE**

**CITY OF WICHITA**

**SHEET**  
**13 OF 23**

PLAN NUMBER