
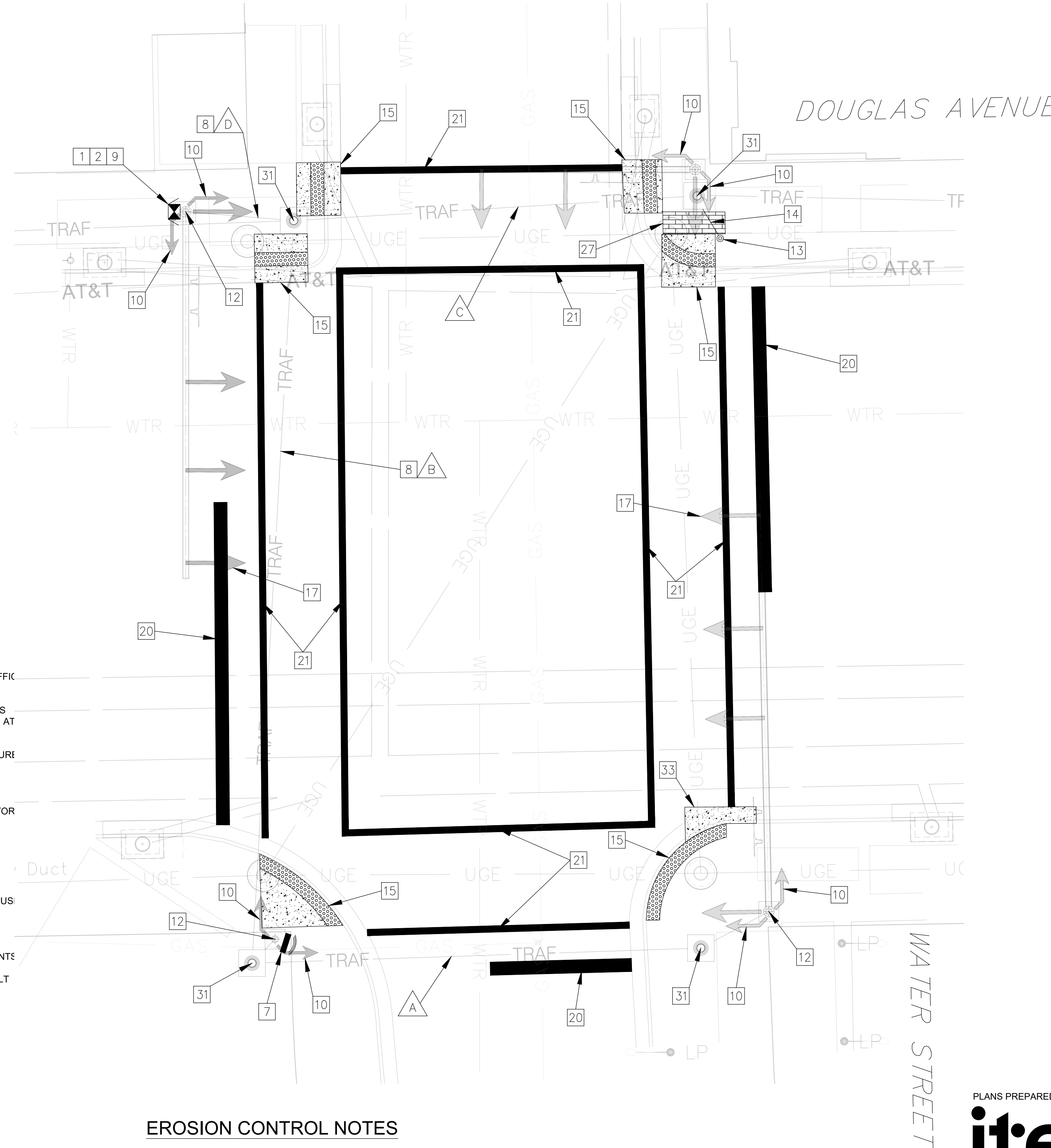


CONDUCTOR SCHEDULE (THIS SHEET ONLY)					
CONDUCTOR TYPE	FUNCTION	RUN			
		A	B	C	D
RADAR DETECTION CABLE	RADAR DETECTION SYSTEM	-	1N	-	1N
CONDUCTOR SIGNAL CABLE (5 CSC)	PEDESTRIAN PUSH-BUTTON	1N	2N	1N	3N
CONDUIT SIZE		E	E	E	E
CONDUIT TYPE		E	E	E	E

(N) DENOTES NEW (E) DENOTES EXISTING



CONSTRUCTION NOTES:

- 1 REMOVE AND SALVAGE EXISTING TYPE 336 POLE-MOUNTED CABINET AND ASSEMBLY. FURNISH AND INSTALL NEW TYPE 336 STRETCH POLE-MOUNTED CABINET AND OTHER APPURTENANCES WITH NEW 3" C L-MOUNT ON EXISTING TRAFFIC SIGNAL POLE PER CITY SPECIFICATIONS. COMPLETE ALL CONNECTIONS PER MANUFACTURER'S SPECIFICATIONS FOR INTENDED OPERATIONS. TERMINATE EXISTING CONDUCTORS IN NEW CABINET. DISCONNECT AND RELOCATE EXISTING SERVICE WIRES. CONTRACTOR SHALL MAINTAIN TRAFFIC SIGNAL OPERATIONAL AT ALL TIMES DURING THE INSTALLATION OF THE NEW TRAFFIC SIGNAL CABINET.
- 2 REMOVE AND SALVAGE EXISTING CONTROLLER. INSTALL CITY FURNISHED TRAFFIC SIGNAL CONTROLLER. COMPLETE ALL CONNECTIONS PER MANUFACTURER'S SPECIFICATIONS FOR THE INTENDED OPERATIONS. CONTRACTOR SHALL MAINTAIN TRAFFIC SIGNAL OPERATION AT ALL TIMES DURING INSTALLATION OF THE NEW CONTROLLER. SIGNAL TIMINGS TO BE PROGRAMMED BY OTHERS.
- 7 FURNISH AND INSTALL NEW RADAR DETECTOR UNIT AND MOUNTING BRACKET PER MANUFACTURER'S INSTRUCTION. MANUFACTURER REPRESENTATIVE SHALL VERIFY PLACEMENT DURING INSTALLATION OF THE RADAR DETECTION SYSTEM.
- 8 INSTALL NEW RADAR DETECTOR UNIT CABLE PER CONDUCTOR SCHEDULE.
- 9 FURNISH, INSTALL AND CONFIGURE RADAR DETECTION INTERFACE AND RACK CARDS PER MANUFACTURER'S INSTRUCTION. CONTRACTOR SHALL COORDINATE WITH MANUFACTURER AND CITY FOR FINAL ACCEPTANCE OF THE RADAR DETECTION SYSTEM.
- 10 REMOVE AND SALVAGE EXISTING PEDESTRIAN SIGNAL MODULE, HOUSING, AND MOUNT. FURNISH AND INSTALL NEW COUNTDOWN PEDESTRIAN SIGNAL MODULE, HOUSING, AND MOUNT.
- 12 FURNISH AND INSTALL PEDESTRIAN PUSH BUTTON ASSEMBLY ON EXISTING TRAFFIC POLE PER CITY SPECIFICATIONS.
- 13 FURNISH AND INSTALL NEW PEDESTRIAN PUSH BUTTON PEDESTAL AND FOUNDATION COMPLETE. FURNISH AND INSTALL PEDESTRIAN PUSH BUTTON ASSEMBLY ON PROPOSED PEDESTRIAN PUSH BUTTON PEDESTAL. FOUNDATION TO BE PAID BY SEPARATE LINE ITEM.
- 14 FURNISH AND INSTALL NEW 2" HIGH DENSITY POLYETHYLENE (HDPE) CONDUIT.
- 15 CONSTRUCT WHEELCHAIR RAMP W/DETECTABLE WARNINGS AS SHOWN. ANY ADDITIONAL CURB & GUTTER AND SIDEWALK IMPROVEMENTS AROUND EACH RAMP AS SHOWN ON PLANS TO BE SUBSIDIARY TO THE BID ITEM "WHEELCHAIR RAMP W/DETECTABLE WARNINGS". CONTRACTOR SHALL CONSTRUCT RAMPS TO THE NEAREST CONCRETE OR BRICK JOINT LINE WHENEVER POSSIBLE AND SHALL CONSULT WITH THE ENGINEER AS NEEDED TO DETERMINE THE PAVING EXTENTS.
- 17 REMOVE EXISTING 5-SECTION HEAD. CONTRACTOR TO PLUG AND SEAL ANY UNCOVERED HOLES IN SIGNAL POLE.
- 20 RE-STRIPE 24" SOLID WHITE STOP BAR MARKING.
- 21 INSTALL 12" SOLID WHITE CROSSWALK MARKINGS.
- 27 REMOVE AND REPLACE BRICK PAVERS AS NEEDED FOR PEDESTRIAN PEDESTAL CONDUIT INSTALLATION. ANY BRICK REMOVED TO BE SALVAGED AND TRANSPORTED TO CMF.
- 31 COIL 6 FEET (1.83 METERS) OF SIGNAL CABLE IN SERVICE BOX FOR SLACK PER CITY SPECIFICATIONS.
- 33 REMOVE AND REPLACE CURB AND GUTTER IN ACCORDANCE WITH CITY SPECIFICATIONS.

NEW INSTALLATION QUANTITIES	
TRAFFIC SIGNAL CABINET	1
TRAFFIC SIGNAL CONTROLLER	1
PEDESTRIAN PUSH BUTTON ASSEMBLY	4
PEDESTRIAN PUSH BUTTON PEDESTAL	1
RADAR DETECTOR UNIT & MOUNTING BRACKET	1
RADAR DETECTION CABINET INTERFACE	1
RADAR DETECTION RACK CARDS	1
RADAR DETECTOR SYSTEM CABLE (LF)	200
COUNTDOWN PEDESTRIAN MODULE	8
WHEELCHAIR RAMP W/DETECTABLE WARNING	6
12" WHITE PAVEMENT MARKINGS (LF)	510
24" WHITE PAVEMENT MARKINGS (LF)	120
2" HDPE CONDUIT (LF)	15
5-CSC CONDUCTOR SIGNAL CABLE (LF)	600
BRICK PAVERS (SF)	30
CURB AND GUTTER (LF)	15


LEGEND

- TRAFFIC SIGNAL CABINET
- RADAR DETECTION UNIT
- PEDESTRIAN PUSH-BUTTON PEDESTAL
- VIDEO DETECTION CAMERA

EROSION CONTROL NOTES

1. WATER STREET: INSTALL CURB INLET PROTECTION (8-INLETS) TO THE NEAREST DOWNSTREAM INLET ON ALL CORNERS OF THE INTERSECTION DURING SIDEWALK & RAMP CONSTRUCTION.

PLANS PREPARED BY:



BAUGHMAN COMPANY
315 Ellis St. Wichita, KS 67211 316-262-7271
BaughmanCo.com

THIS PLAN IS ACCURATE FOR EQUIPMENT UPGRADE WORK ONLY.

<p>Know what's below. Call before you dig.</p> <p>KS: (800) 344-7233 WICHITA: (316) 687-2470</p> <p>The Contractor shall provide a minimum advance notice of TWO (2) Working Days to Utility Companies prior to any excavation.</p>		<p>REVISIONS</p> <table border="1" style="width: 100%; border-collapse: collapse;"> <thead> <tr> <th>NO.</th> <th>DATE</th> <th>DESCRIPTION</th> <th>APP.</th> </tr> </thead> <tbody> <tr><td> </td><td> </td><td> </td><td> </td></tr> <tr><td> </td><td> </td><td> </td><td> </td></tr> <tr><td> </td><td> </td><td> </td><td> </td></tr> </tbody> </table>	NO.	DATE	DESCRIPTION	APP.													<p>REFERENCES</p> <table border="1" style="width: 100%; border-collapse: collapse;"> <thead> <tr> <th>BENCH MARK NO.</th> <th>ELEVATION</th> <th>DESCRIPTION</th> </tr> </thead> <tbody> <tr><td> </td><td> </td><td> </td></tr> <tr><td> </td><td> </td><td> </td></tr> <tr><td> </td><td> </td><td> </td></tr> </tbody> </table> <p>BASIS OF BEARING</p>	BENCH MARK NO.	ELEVATION	DESCRIPTION										<table border="1" style="width: 100%; border-collapse: collapse;"> <tr> <td>DESIGNED BY: BAUGHMAN CO. & ITERIS, INC</td> <td>DATE: 05/07/21</td> <td>CHECKED BY: STEVEN P. GARBE</td> <td>DATE: 05/07/21</td> </tr> <tr> <td>DRAWN BY: BAUGHMAN CO. & ITERIS, INC</td> <td>DATE: 05/07/21</td> <td> </td> <td> </td> </tr> <tr> <td>RECOMMENDED BY: </td> <td> </td> <td> </td> <td> </td> </tr> <tr> <td>APPROVED BY: </td> <td> </td> <td> </td> <td> </td> </tr> </table>	DESIGNED BY: BAUGHMAN CO. & ITERIS, INC	DATE: 05/07/21	CHECKED BY: STEVEN P. GARBE	DATE: 05/07/21	DRAWN BY: BAUGHMAN CO. & ITERIS, INC	DATE: 05/07/21			RECOMMENDED BY:				APPROVED BY:				<p>P. E. SEAL</p>	<p>DOUGLAS AVENUE TRAFFIC SIGNAL IMPROVEMENTS</p> <p>DOUGLAS AVENUE EQUIPMENT UPGRADES</p> <p>WATER STREET</p> <p>CITY OF WICHITA</p>	<p>SHEET</p> <p>8 OF 23</p> <p>PLAN NUMBER</p>
	NO.	DATE	DESCRIPTION	APP.																																															
BENCH MARK NO.	ELEVATION	DESCRIPTION																																																	
DESIGNED BY: BAUGHMAN CO. & ITERIS, INC	DATE: 05/07/21	CHECKED BY: STEVEN P. GARBE	DATE: 05/07/21																																																
DRAWN BY: BAUGHMAN CO. & ITERIS, INC	DATE: 05/07/21																																																		
RECOMMENDED BY:																																																			
APPROVED BY:																																																			