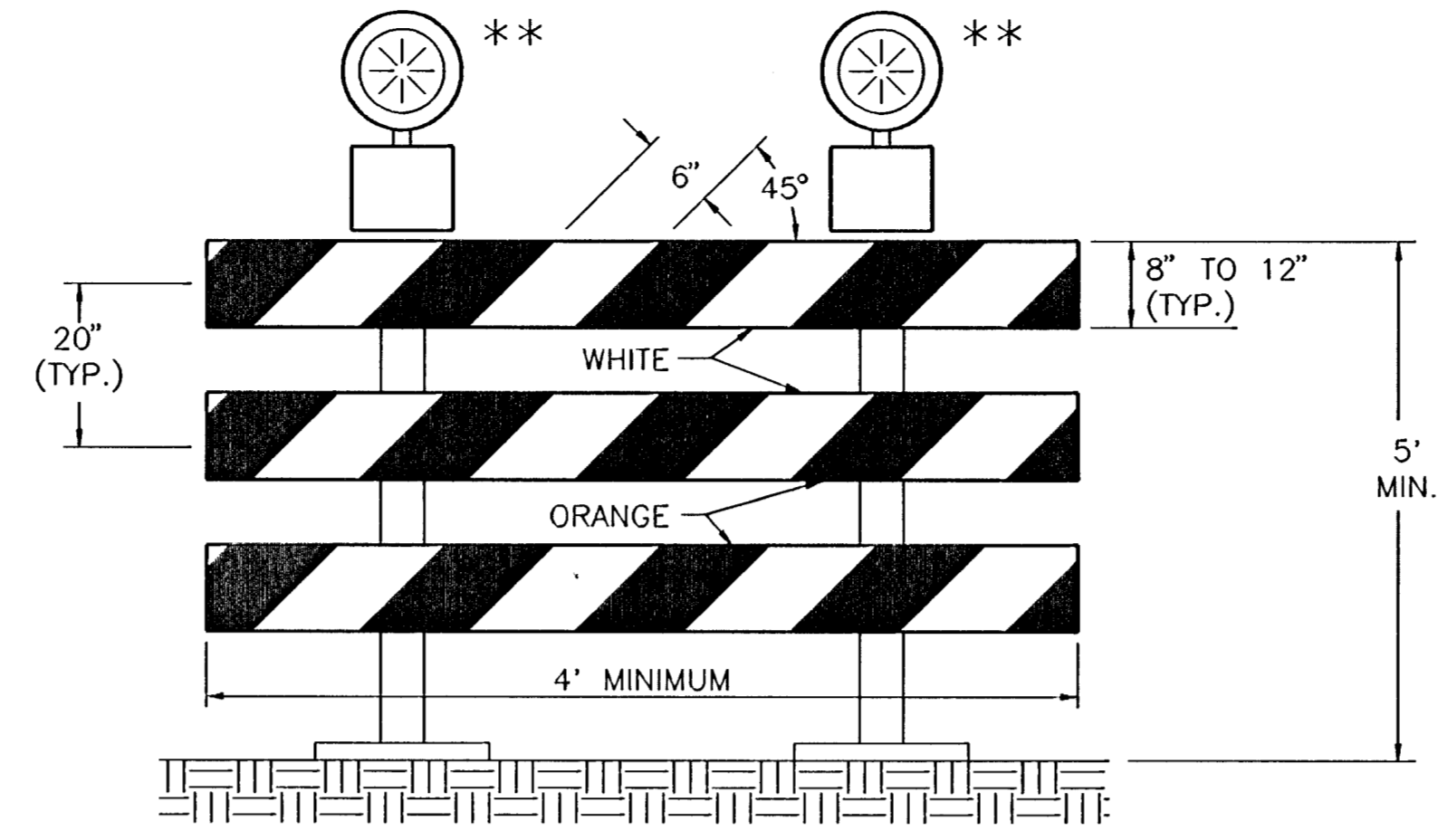


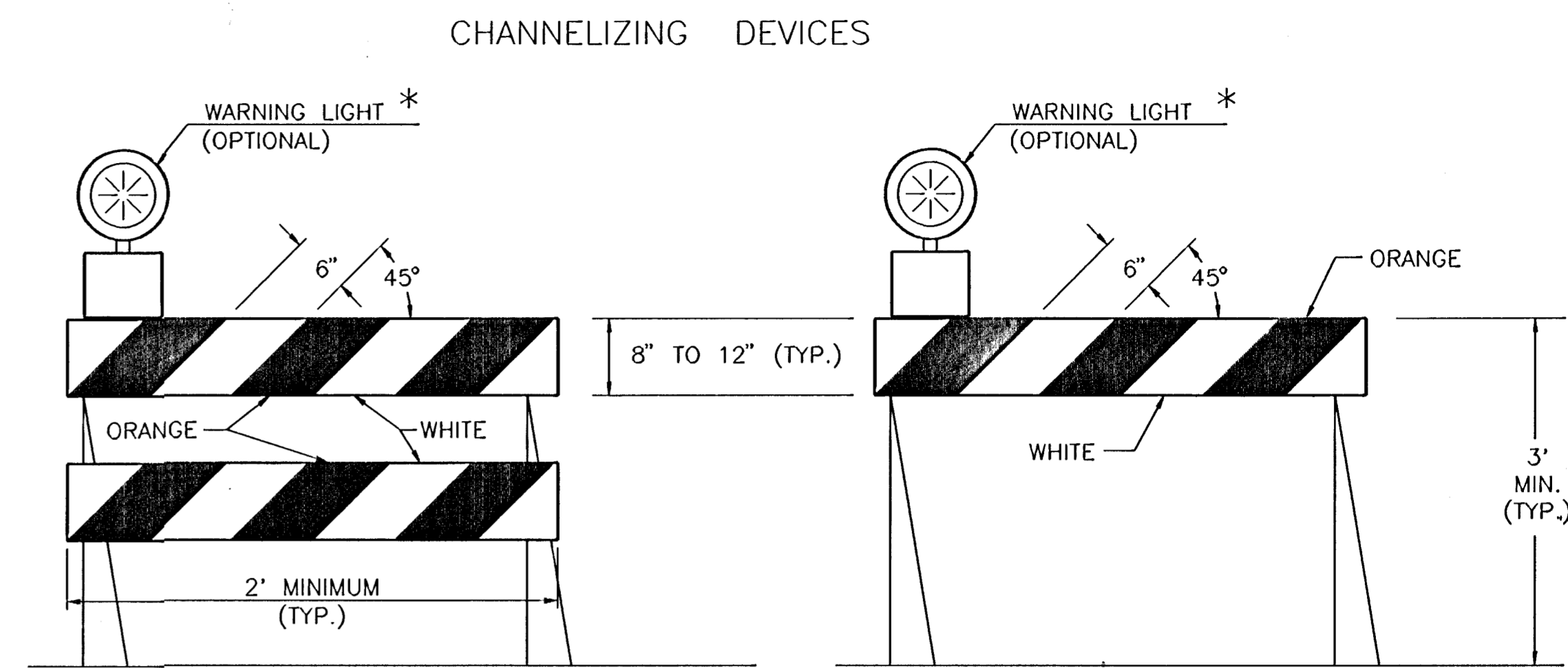
PROJECT NUMBER	YEAR	SHEET NO.	TOTAL SHEETS
618-34	1998	117	169

TRAFFIC CONTROL NOTES

- ALL TRAFFIC CONTROL DEVICES AND INSTALLATION OR USE THEREOF SHALL COMPLY TO THE MANUAL ON UNIFORM TRAFFIC CONTROL DEVICES FOR STREETS AND HIGHWAYS (LATEST EDITION).
- WHEN NO WORK IS IN PROGRESS NOR IS ANY EXPECTED TO BE FOR AN EXTENDED PERIOD OF TIME OR THERE ARE NO EXISTING HAZARDS AND THE ROADWAY IS UNRESTRICTED TO THE TRAVELING PUBLIC, TRAFFIC CONTROL SIGNS SHALL BE REMOVED OR COMPLETELY COVERED WITH ADEQUATE OPAQUE WATERPROOF MATERIAL.
- ALL SIGNS SHALL BE POST MOUNTED IF TIME IN PLACE EXCEEDS FOUR (4) DAYS. EXCEPTIONS MAY BE MADE, PARTICULARLY IN URBAN AREAS WHERE POST MOUNTED SIGNS ARE PROHIBITIVE. POSTS SHALL BE 4"x4" WOOD OR OTHER BREAK AWAY MATERIAL AS APPROVED BY THE ENGINEER. SIGNS WITH A MINIMUM AREA OF 16 SQUARE FEET SHALL BE MOUNTED ON TWO POSTS.
- PORTABLE SUPPORT INSTALLATION, USED FOR MOUNTING SIGNS OR DEVICES FOR TEMPORARY CONDITIONS, SHALL BE CONSTRUCTED TO YIELD UPON IMPACT TO MINIMIZE HAZARDS TO THE MOTORIST.
- ALL PERMANENT SPEED LIMIT SIGNS THAT CONFLICT WITH THE POSTED PROJECT SPEED LIMIT SHALL BE COVERED THROUGHOUT THE CONSTRUCTION PERIOD.
- WHENEVER PRATICAL, ALL CONSTRUCTION EQUIPMENT, MATERIALS, AND DEBRIS SHALL BE STORED NO CLOSER THAN THIRTY (30) FEET FROM THE TRAVELED WAY. THE CONTRACTOR SHALL PLACE APPROPRIATE SIGNS AND/OR BARRICADES, AS DESIGNATED BY THE ENGINEER, AROUND ANY HAZARDOUS CONDITION CREATED BY THE CONTRACTOR WITHIN THIRTY (30) FEET OF THE TRAVELED WAY. ALL TRAFFIC CONTROL DEVICES NEEDED FOR THIS CONDITION SHALL BE CONSIDERED SUBSIDIARY TO THE BID ITEM "TRAFFIC CONTROL".
- ADJUSTMENT OF LONGITUDINAL DIMENSIONS FOR SIGN SPACING MAY BE REQUIRED BY THE ENGINEER TO ENSURE THAT EFFECTIVE AND SAFE CONDITIONS EXIST UNDER ACTUAL FIELD CONDITIONS. SIGN SPACING SHOULD BE AS UNIFORM AS POSSIBLE.
- TYPE "B" HIGH INTENSITY YELLOW FLASHING WARNING LIGHTS MAY BE REQUIRED ON ANY SIGN OR TYPE III BARRICADES WHEN DEEMED NECESSARY BY THE ENGINEER.
- ENDS OF BRIDGES EXPOSED TO TRAFFIC DURING CONSTRUCTION THAT ARE NOT MARKED BY PERMANENT OBJECT MARKERS SHALL BE DELINEATED WITH ORANGE AND WHITE VERTICAL PANELS.
- BARRICADES ARE TO BE SET AT LOCATIONS SHOWN ON THE TRAFFIC CONTROL PLAN SHEETS OR AS DIRECTED BY THE ENGINEER. SUFFICIENT BARRICADES SHALL BE ERECTED TO ADEQUATELY COVER THE ROADWAY OR LANE WIDTH. THE BARRICADES MAY BE MOUNTED ON APPROVED SKIDS ANCHORED BY WIRE OR SANDBAGS.
- END CONSTRUCTION (ROAD WORK) SIGNS SHOULD BE PLACED FIVE HUNDRED (500) FEET FROM THE END OF THE ACTUAL WORK AREA AND NOT NECESSARILY AT THE EXTREME LIMITS OF THE PROJECT.
- THE CONTRACTOR IS RESPONSIBLE FOR MAINTAINING ALL SIGNS AND DEVICES IN THEIR PROPER POSITION, CLEANING AND/OR REPLACING ANY DAMAGED OR ILLEGIBLE SIGN OR DEVICE AS DIRECTED BY THE ENGINEER WITHOUT UNDUE DELAY TO ENSURE EFFECTIVE AND SAFE TRAFFIC CONTROL.
- THE CONTRACTOR SHALL DESIGNATE AN EMPLOYEE, AND AN ALTERNATE, WHO WILL HAVE THE RESPONSIBILITY FOR SIGNING AND TRAFFIC CONTROL AS NOTED ON THE TRAFFIC CONTROL PLAN AND SHALL BE AVAILABLE 24 HOURS A DAY, 7 DAYS A WEEK, TO PERFORM THE ABOVE MAINTENANCE. THE ENGINEER WILL BE ADVISED OF THE NAME AND TELEPHONE NUMBER OF THE PERSON AND ALTERNATE GIVEN THIS RESPONSIBILITY. THE ENGINEER SHALL CONDUCT PERIODIC FIELD INSPECTIONS TO SEE THAT THE DEVICES ARE IN PLACE AND IN SATISFACTORY CONDITION.
- CHANNELIZATION DEVICES: DEVICES AS USED HEREIN INCLUDE BUT IS NOT LIMITED TO BARRICADES, BARRIERS, CONES, DRUMS AND VERTICAL PANELS.
 - THE MAXIMUM SPACING BETWEEN CHANNELIZATION DEVICES IN THE TAPER SHOULD BE APPROXIMATELY EQUAL TO THE EXISTING SPEED LIMIT PRIOR TO ANY WORK.
 - THE SPACING BETWEEN DEVICES IN THE WORK ZONE SHOULD BE APPROXIMATELY 50 TO 100 FEET UNLESS OTHERWISE SHOWN ON PLANS.
 - DEVICES PLACED ALONG PAVEMENT EDGE OR SHOULDER DROP-OFFS OF LESS THAN FOUR (4) INCHES SHALL BE PLACED A MAXIMUM OF FOUR HUNDRED (400) FEET APART AS DIRECTED BY THE ENGINEER.
 - DEVICES PLACED ALONG PAVEMENT EDGE OR SHOULDER DROP-OFFS OF MORE THAN FOUR (4) INCHES SHALL BE PLACED A MAXIMUM OF TWO HUNDRED (200) FEET APART AS DIRECTED BY THE ENGINEER.
 - DUE TO EXISTING CONDITIONS THE ENGINEER MAY REQUIRE A DECREASE IN THE SPACING STIPULATED ABOVE.
 - TYPE I OR II BARRICADES SHOULD BE PLACED AT APPROXIMATELY RIGHT ANGLES TO THE CENTER OF THE ROADWAY.
 - DRUMS SHALL BE REFLECTORIZED FULL CIRCUMFERENCE AND MAY BE SUBSTITUTED FOR TYPE I OR II BARRICADES OR TRAFFIC CONES.
 - FOR NIGHTTIME USE ALL DEVICES USED FOR CHANNELIZING TRAFFIC SHALL BE FULLY REFLECTORIZED AND, AS DIRECTED BY THE ENGINEER, DISPLAY THE APPROPRIATE WARNING LIGHT ON TOP OF THE DEVICE NEAREST THE TRAVELED WAY CENTERLINE.
 - TRAFFIC CONES SHOULD BE UTILIZED AS CHANNELIZING DEVICES FOR DAYTIME TRAFFIC CONTROL OPERATIONS. IN AREAS DEEMED HAZARDOUS BY THE ENGINEER, SUCH AS OPEN TRENCHES, THEY SHOULD BE SUPPLEMENTED BY OTHER TRAFFIC CONTROL DEVICES AS DIRECTED BY THE ENGINEER. TRAFFIC CONES WILL NOT BE USED FOR NIGHTTIME OPERATIONS.
- THE LUMP SUM PRICE BID FOR THE BID ITEM "TRAFFIC CONTROL" SHALL BE FULL COMPENSATION FOR PROVIDING, INSTALLING, MOVING, REPLACING, MAINTAINING, REMOVING AND CLEANING ALL TRAFFIC CONTROL DEVICES AS REQUIRED OR AS DIRECTED BY THE ENGINEER; TO INCLUDE THE ADDITION OF ANY DEVICES DEEMED NECESSARY BY THE ENGINEER WHETHER SPECIFICALLY MENTIONED OR NOT.
- AT ALL TIMES AND DURING ALL WEATHER CONDITIONS, ACCESS SHALL BE MAINTAINED FOR LOCAL TRAFFIC TO THE SATISFACTION OF THE ENGINEER. THIS MAINTENANCE, INCLUDING TEMPORARY SURFACING MATERIAL, IF NECESSARY, IS SUBSIDIARY TO THE BID ITEM "TRAFFIC CONTROL".
- ALL W SIGNS HAVE A MINIMUM SURFACE AREA OF 16 SQ. FT. ALL OTHER SIGNS SHALL BE OF STANDARD SIZE AS DIRECTED IN THE MUTCD UNLESS SPECIFIED OTHERWISE ON THE TRAFFIC CONTROL PLAN.



TYPE III BARRICADE WITH LIGHTS



TYPE II BARRICADE WITH LIGHT

TYPE I BARRICADE WITH LIGHT

FOR WOODEN BARRICADES NOMINAL LUMBER DIMENSIONS WILL BE SATISFACTORY. FOR RAILS LESS THAN 3 FEET LONG, 4 INCH WIDE STRIPES SHALL BE USED.

WHERE BARRICADES EXTEND ENTIRELY ACROSS A ROADWAY, AND WHERE BOTH RIGHT AND LEFT TURNS ARE PROVIDED FOR, THE CHEVRON STRIPING SHALL SLOPE DOWNWARD IN BOTH DIRECTIONS FROM THE CENTER OF THE ROAD. WHEN A DETOUR IS PROVIDED THE STRIPES SHALL SLOPE DOWNWARD IN THE DIRECTION TOWARD WHICH TRAFFIC MUST TURN.

BARRICADES INTENDED FOR USE ON EXPRESSWAYS, FREEWAYS, AND OTHER HIGH SPEED ROADWAYS SHALL HAVE A MINIMUM OF 270 SQUARE INCHES OF REFLECTIVE AREA FACING TRAFFIC.

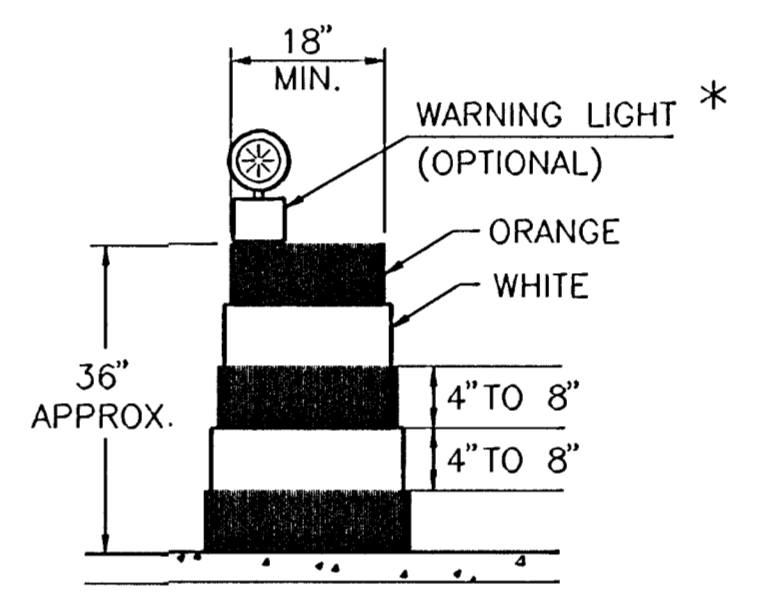
* MINIMUM OF TWO TYPE "A" LIGHTS SHALL BE USED AT EACH LOCATION WHERE A TYPE III BARRICADE OR BARRICADES ARE USED. A LIGHT SHALL BE MOUNTED ON THE OUTSIDE CORNER AT THE END BARRICADES WHEN MORE THAN ONE IS USED. THE LENS SHALL BE A MINIMUM OF 7" IN DIAMETER.

ALL BARRICADES SHALL BE FACED WITH REFLECTIVE SHEETING ON THE FRONT AND BACK FACES.

WARNING LIGHTS

WARNING LIGHTS SHALL BE IN ACCORDANCE WITH THE CURRENT ITE PURCHASE SPECIFICATIONS FOR FLASHING AND STEADY BURN WARNING LIGHTS.

TYPE A LOW INTENSITY FLASHING WARNING LIGHTS AND TYPE C STEADY BURN WARNING LIGHTS SHALL BE MAINTAINED SO AS TO BE CAPABLE OF BEING VISIBLE ON A CLEAR NIGHT FROM A DISTANCE OF 3,000 FEET. TYPE B HIGH INTENSITY FLASHING WARNING LIGHTS SHALL BE MAINTAINED SO AS TO BE CAPABLE OF BEING VISIBLE ON A SUNNY DAY WHEN VIEWED WITHOUT THE SUN DIRECTLY ON OR BEHIND THE DEVICE FROM A DISTANCE OF 1,000 FEET.



NON-METALIC REFLECTORIZED DRUM WITH LIGHT

* LIGHTS USED ON CHANNELIZING DEVICES WHEN USED SINGLY TYPE "A" FLASHING WHEN USED IN SERIES TYPE "C" STEADY BURN THE LENS SHALL BE A MINIMUM OF 7" IN DIAMETER.

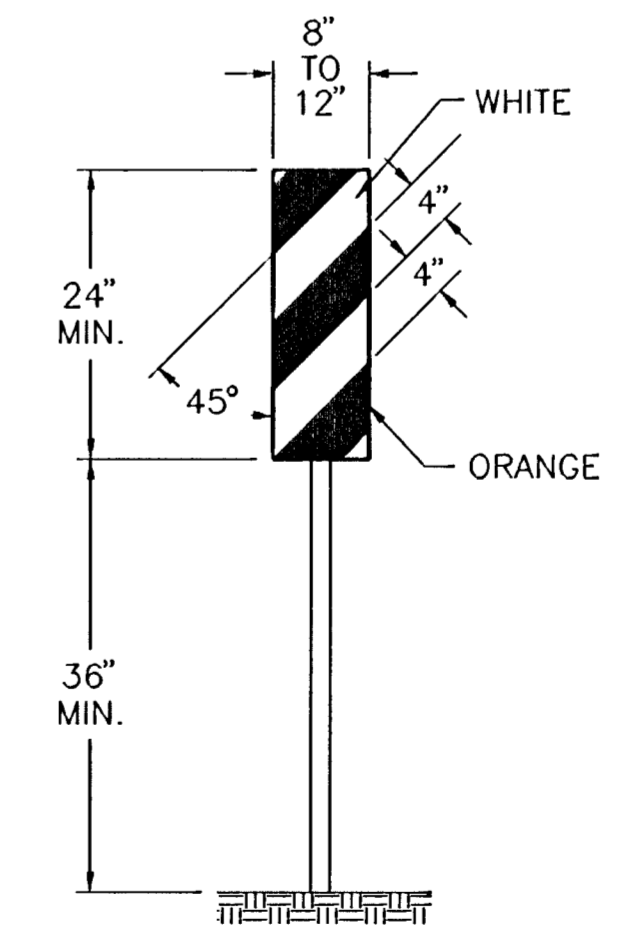
NOTE:

CHANNELING DEVICES PLACED ALONG SHOULDER EDGES OR IN DROPOFFS SHALL HAVE A MINIMUM OF 24" FROM THE TOP OF THE CHANNELIZING DEVICE TO THE TOP OF THE PAVEMENT.

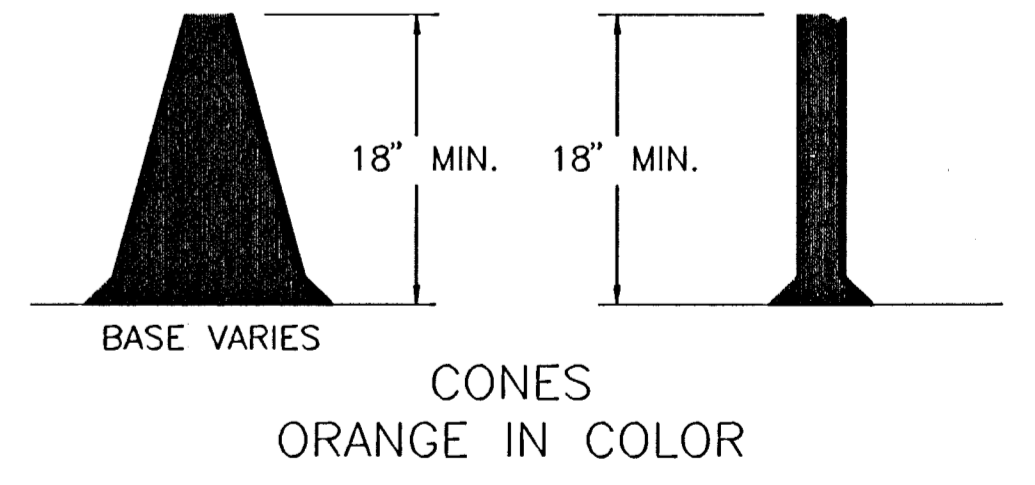
THE NON-METALIC DRUMS SHALL BE FULLY REFLECTORIZED WITH TYPE II HIGH PERFORMANCE RETROREFLECTIVE SHEETING. IF THERE ARE NON-REFLECTIVE SPACES BETWEEN ADJACENT STRIPES ON DRUMS, THEY SHALL BE NO MORE THAN 2" WIDE.

THE ENTIRE AREA OF BARRICADE RAILS AND VERTICAL PANELS ARE TO BE FULLY REFLECTORIZED WITH TYPE II HIGH PERFORMANCE REFLECTIVE SHEETING.

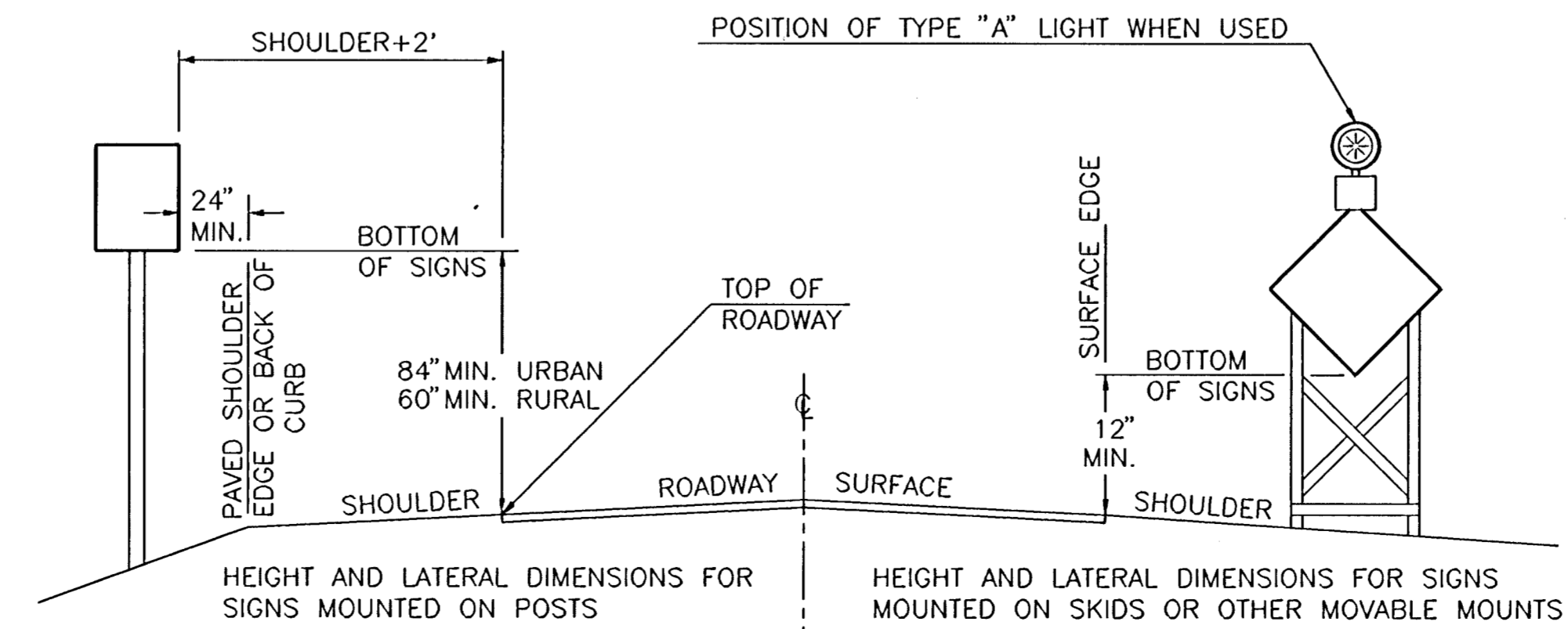
ALL TRAFFIC CONTROL SIGNS SHALL BE REFLECTORIZED WITH FLUORESCENT ORANGE PRISMATIC GRADE REFLECTIVE SHEETING.



VERTICAL PANEL



CONES ORANGE IN COLOR



SIGN MOUNTING LOCATIONS

TRAFFIC CONTROL PLAN
DETAILS FOR BARRICADES, CHANNELIZATION DEVICES & SIGN MOUNTING LOCATIONS

PREPARED BY SEDGWICK COUNTY BUREAU OF PUBLIC SERVICES HIGHWAY DIVISION				
DAVID C. SPEARS, P.E.		DIRECTOR/COUNTY ENGINEER		
REVISED	SCALE	DESIGNED	TRACED	CHECKED
	DATE			
	PLANFILE		TOTAL SHEETS	

i:/1995/95297/002/standard/tc-1-0.dgn
 Drawn by: Sedgwick County
 Plotted by: DJW 11-11-97