| PROJECT NO. | SHEET NO. | TOTAL SHEETS |
|---|---|---|
| 472-76-245-82324-000-000-001 | 10 | 20 |

SCALE: 1" = 10'

5"x12" #4x#4 WIRE FABRIC REINFORCING SHALL BE PLACED SUCH THAT THE WIRES WITH THE 5" SPACING WILL RUN PARALLEL WITH THE LONGITUDINAL JOINT

** 7" REINF. VALLEY GUTTER PAVEMENT
(5" REINF. CONC. PAVE. W/ 2" BIT. BASE) FOR ALTERNATE 2 PAVEMENT

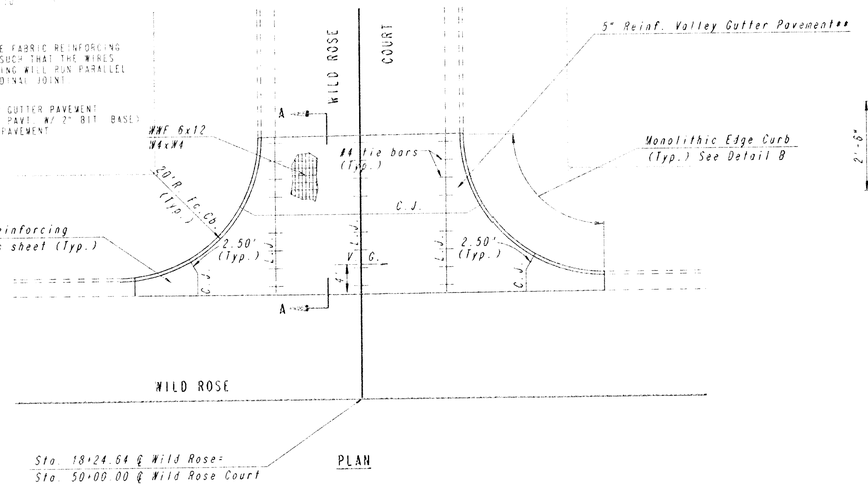


PLAN

## REINFORCED VALLEY GUTTER

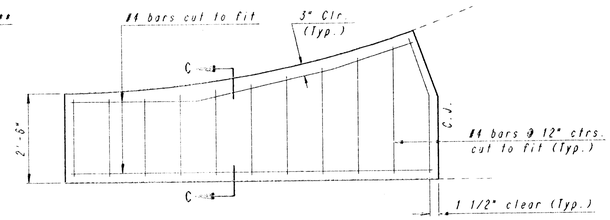


## WING REINFORCING DETAIL

NOTE: OMIT WIRE FABRIC REINFORCING IN THIS SECTION.

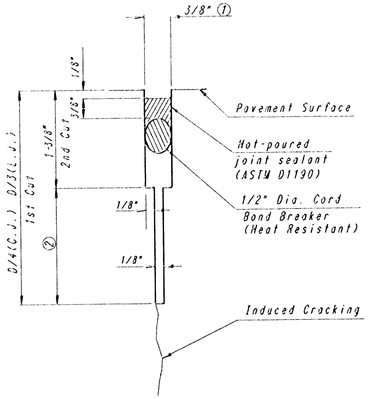


## DETAIL A

① To be accomplished in 2 cuts for Longitudinal Joints & Contraction Joints. Initial cut to be 1/8" wide.

② Eliminate bottom of cut when metal keyway is used as part of Longitudinal or Transverse Construction Joint and at Doweled Construction Joint Locations.

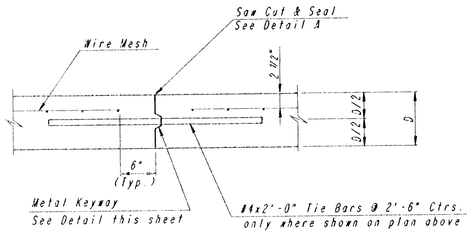


## LONGITUDINAL CONSTRUCTION JOINT DETAIL
## REINFORCED PAVEMENT
## (TRANSVERSE SECTION)
## (ALTERNATE L.J.)

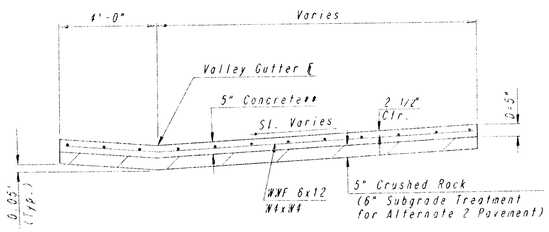


## SECTION A-A

NOTE: OMIT REINFORCING MESH AT ALL JOINTS

NOTE: ALL CONCRETE VALLEY GUTTER REINFORCEMENT SHALL BE ADEQUATELY SUPPORTED BY BAR CHAIRS IN THE REQUIRED POSITION UNLESS APPROVED OTHERWISE BY THE ENGINEER

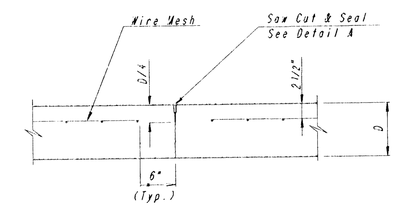


## CONTRACTION JOINT DETAIL
## REINFORCED PAVEMENT
## (C.J.)

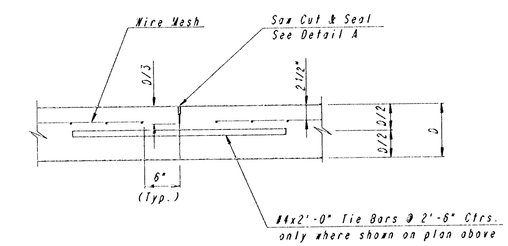


## LONGITUDINAL JOINT DETAIL
## REINFORCED PAVEMENT
## (TRANSVERSE SECTION)
## (L.J.)




## SECTION C-C

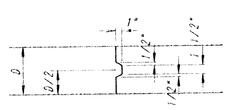


## KEYWAY DETAIL

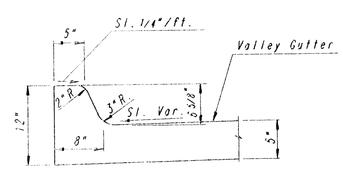


## DETAIL B

FOREST LAKES
PHASE NO. 8

# VALLEY GUTTER DETAILS

PROFESSIONAL ENGINEERING CONSULTANTS, P.A.
ENGINEERS
WICHITA, KANSAS

| | | | |
|---|---|---|---|
| Designed by | MWB, GDD | Checked by | |
| Drawn by | DEP | Date FEB., 1994 | Job No. 93695 |

10

PLAN
NOTE BOOK NO.
SURVEYED
PLOTTED
ALIGNMENT CHECKED
R/W CHECKED
DATE
BY

DRAWING NAME 93-93695 VAL GUT DTL
LOCATION
LOCATION COORDINATES
GRID TICK ANGLE
DATE LAST MODIFIED ON
CHANGE CODE