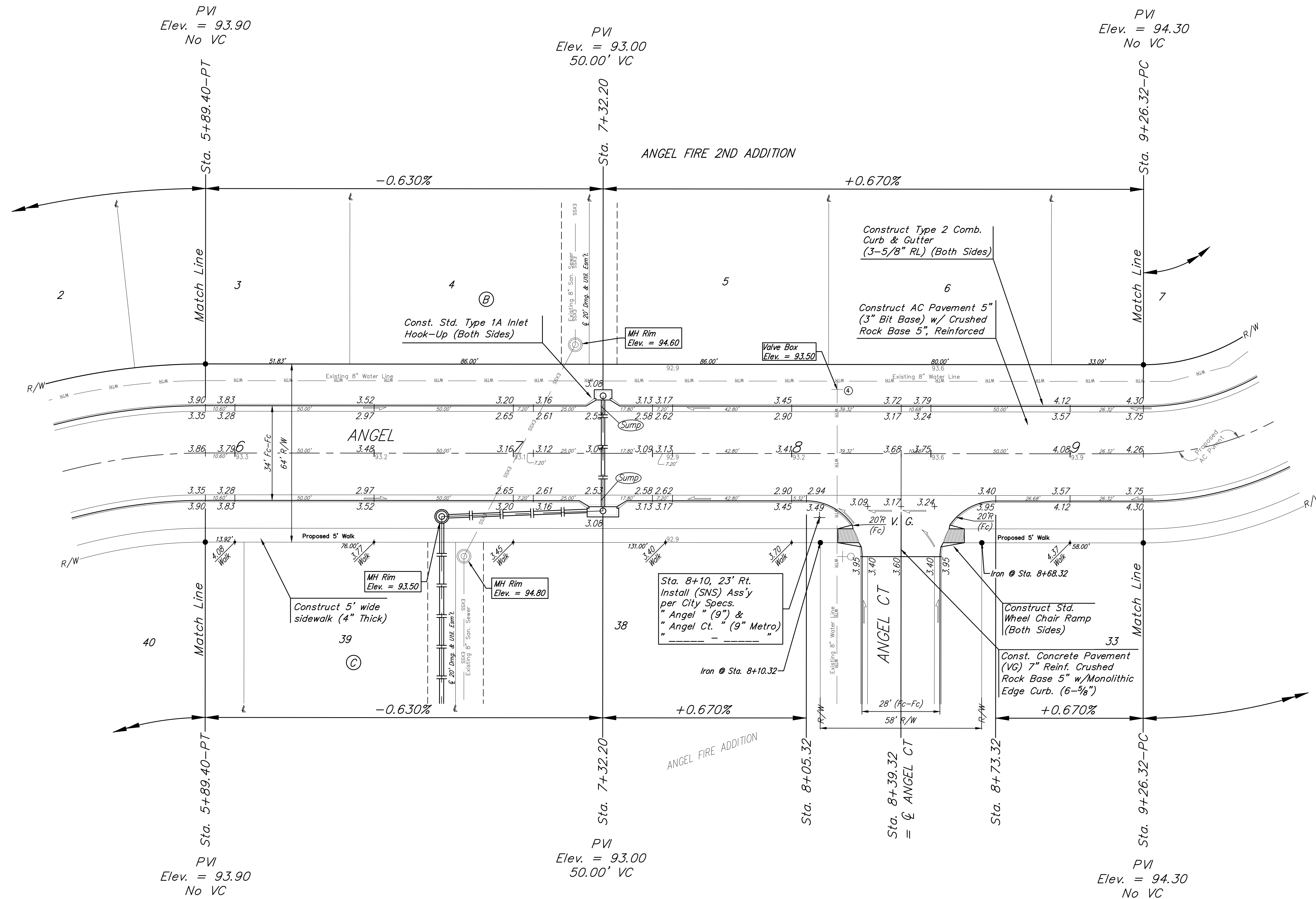
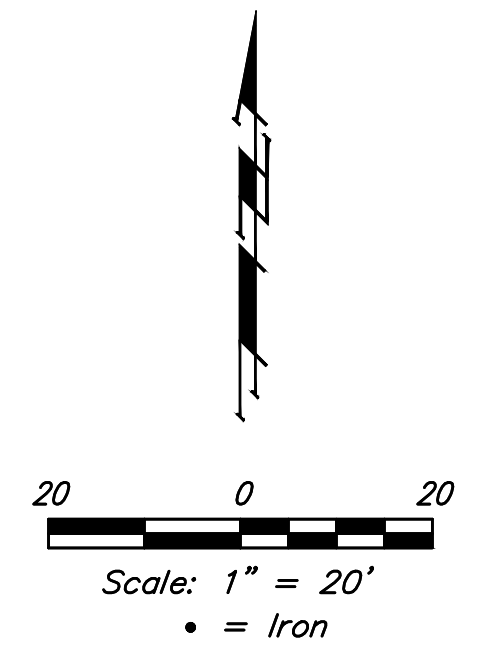


BENCHMARKS:
BRASS DISC ON TOP OF CURB
EAST END OF CURB RETURN,
NORTH OF THE NW COR., LOT 49,
BLOCK C, ANGEL FIRE ADDITION.
ELEV. = 94.37 CITY DATUM
ELEV. = 1282.23 NAVD88



BRASS DISC ON TOP OF CURB
NORTH END OF CURB RETURN,
WEST OF THE SW COR., LOT 1,
BLOCK B, ANGEL FIRE ADDITION.
ELEV. = 94.82 CITY DATUM
ELEV. = 1282.68 NAVD88



VALVE LOCATION TABLE

VALVE NUMBER	STREET	BASELINE STATION	OFFSET DISTANCE	OFFSET DIRECTION
4	ANGEL	8+16.32	23.0'	Lt.

Roll type curb & gutter to be constructed on the pavement on this sheet.
Top of curb elevation are given for full height curb.



BAUGHMAN COMPANY

315 Ellis St.
Wichita, KS 67211
316-262-7271
BaughmanCo.com

ANGEL FIRE
2ND ADDITION

ANGEL

Sta. 5+89.40 to Sta. 9+26.32

PROJECT NUMBER:
472-2021-085714

DESIGN: NBW DRAWN: CDW

DATE: August 20, 2021

SHEET **8** OF **44**

File: E:\Projects\Angel Fire 2nd Addition_11-03-P797\Engineering\Phase 1\Str. 21-02-EB49\STR PLANS.dwg