

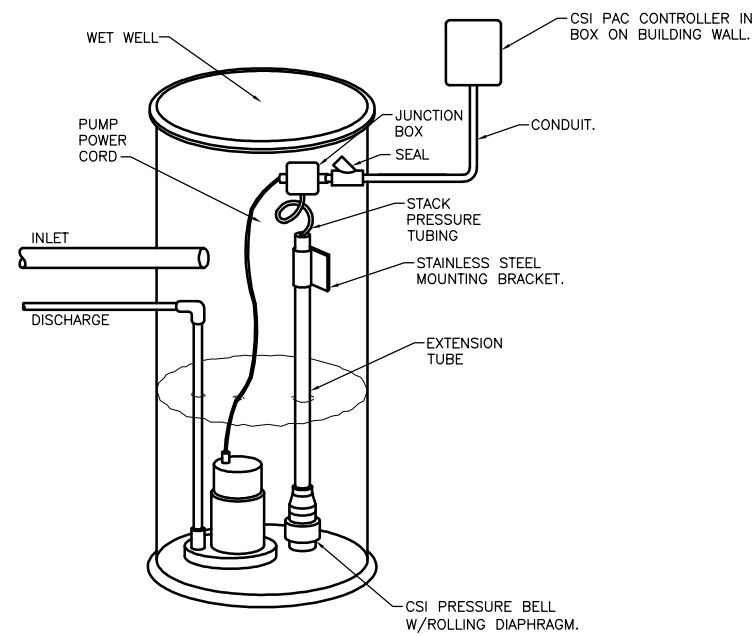
ITEM	QUANTITY	SIZE	DESCRIPTION
1	2	1/2" x 3"	SCHEDULE 160 NIPPLE
2	1	1/2"	GATE VALVE
3	1	1/2"NPT x 1/2"	MALE CONNECTOR
4	1	1/2"	DIAPHRAM SEAL STAINLESS STEEL WITH SILICONE FILLING FLUID
5	1	1/2"	PRESSURE SWITCH
6	1	1/2"	SOCKOLET, 3000#

- KEYED NOTES:**
- ① RADIO AND ANTENNA HARDWARE PROVIDED BY OWNER. RE-USE OF EQUIPMENT UNDER SPECIFICATION 16940. SYSTEM SUPPLIER SHALL COORDINATE INSTALLATION REQUIREMENTS WITH THE OWNER.
 - ② SYSTEM SUPPLIER SHALL INSTALL, TERMINATE AND TEST REPEATED SIGNALS FOR TELEMETRY ONTO PLC TERMINALS PER SPECIFICATION 16940 AND APPENDIX 16940-1 REMOTE SIGNAL LISTING.
 - ③ SYSTEM SUPPLIER SHALL MOUNT RADIO ANTENNA PER OWNERS INSTRUCTIONS. SYSTEM SUPPLIER SHALL PROVIDE ALL CABLES AND MOUNTING HARDWARE AS REQUIRED. SYSTEM SUPPLIER SHALL PROVIDE RADIO PATH TEST AND ALIGN TO OWNERS REQUIREMENTS.

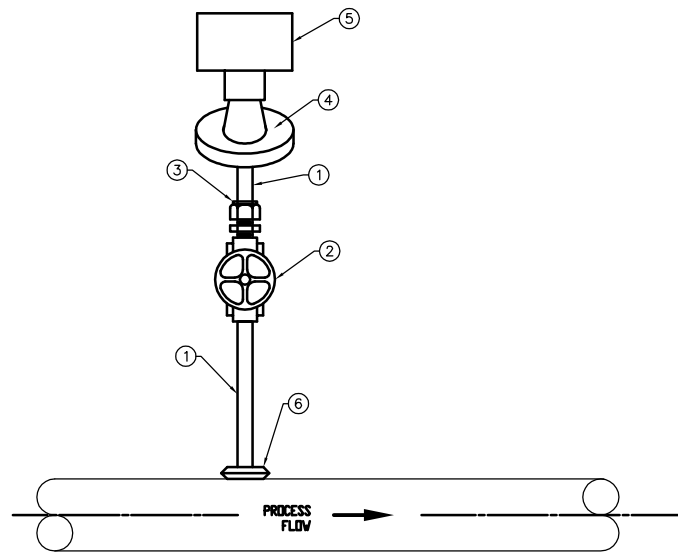
1 SCADA SYSTEM ARCHITECTURE
E8 | E7 | SCALE: N.T.S.

LIST OF MATERIALS

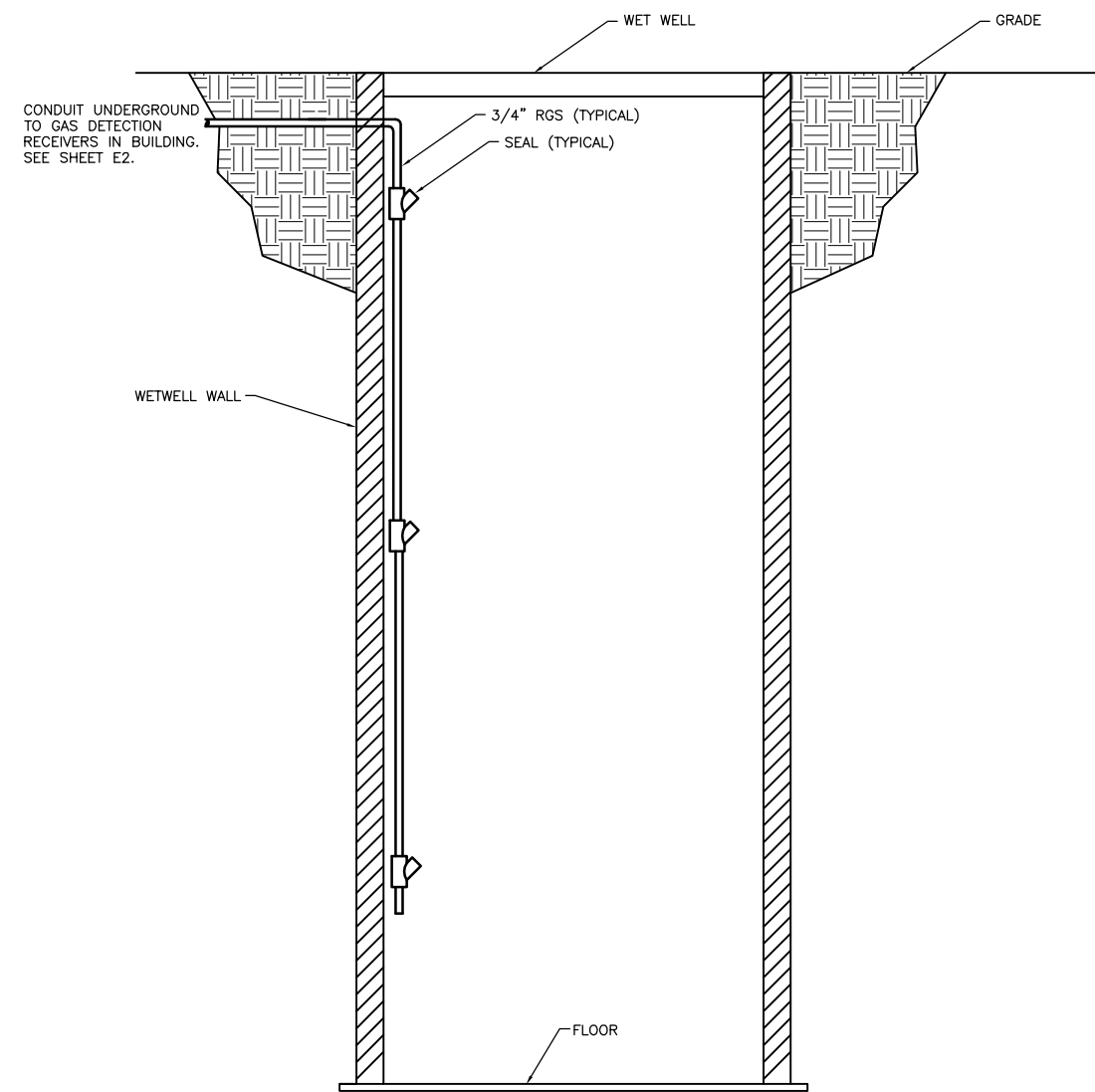
ITEM	QUANTITY	SIZE	DESCRIPTION
1	2	1/2" x 3"	SCHEDULE 160 NIPPLE
2	1	1/2"	GATE VALVE
3	1	1/2"NPT x 1/2"	MALE CONNECTOR
4	1	1/2"	DIAPHRAM SEAL STAINLESS STEEL WITH SILICONE FILLING FLUID
5	1	1/2"	PRESSURE SWITCH
6	1	1/2"	SOCKOLET, 3000#




2 PAC CONTROLLER INSTALLATION DETAIL
E4 | E7 | SCALE: N.T.S.



4 PRESSURE SWITCH INSTALLATION
E4 | E7 | SCALE: N.T.S.



3 COMBUSTION GAS DETECTOR DETAIL
E4 | E7 | SCALE: N.T.S.



NO.	BY	DATE	DESCRIPTION
0	DLM	10/17/05	ISSUE FOR CONSTRUCTION
	MJV	4/26/07	CONFORMING TO CONSTRUCTION RECORDS DELETED GASOLINE, H2S, & METHANE DETECTORS.



CITY OF WICHITA, KANSAS
15th STREET PUMP STATION AND FORCE MAIN

INSTRUMENTATION DETAILS

DESIGNED BY	BH	CHECKED BY	SLA
DRAWN BY	BH	DATE	JUNE, 2005
PROJECT	0301030310	CONTRACT	-
DRAWING	E7	REVISION	0