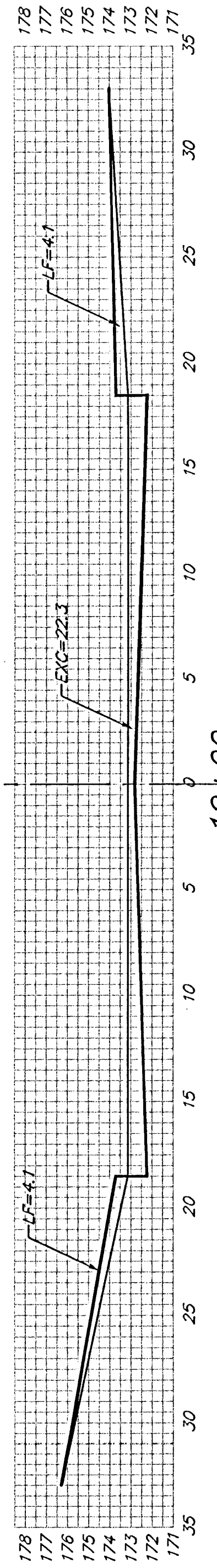
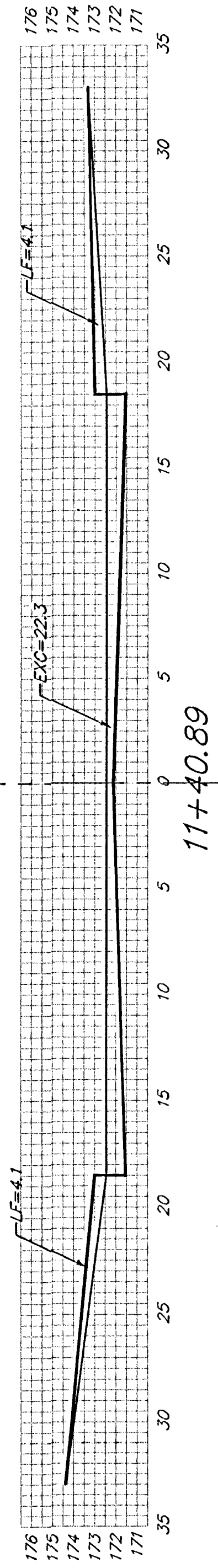


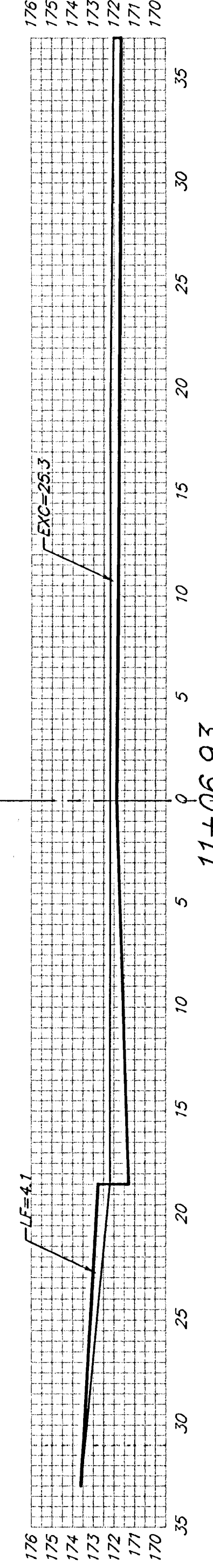
$49.90'$
 $EXC = 41.2$
 $LF = 15.3$
 $CF = 0.0$



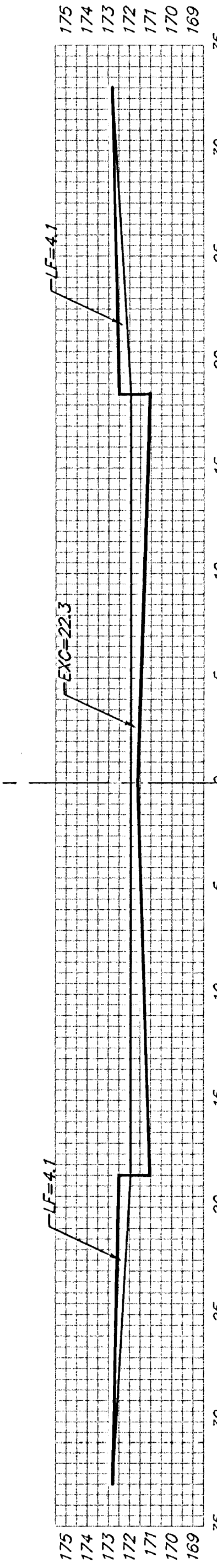
$59.11'$
 $EXC = 48.8$
 $LF = 18.1$
 $CF = 0.0$



$53.96'$
 $EXC = 30.0$
 $LF = 7.8$
 $CF = 0.0$



$34.04'$
 $EXC = 30.0$
 $LF = 7.8$
 $CF = 0.0$



NINEIRON

Sheet Totals:
 Excavation = 150.0
 Loose Fill = 49.0
 Compacted Fill = 0.0

BAUGHMAN COMPANY P.A. ENGINEERING, SURVEYING, & PLANNING <small>316-262-7271 • 315 ELLIS • WICHITA, KANSAS 67211</small>		REV.
PROJECT NUMBER 472-83290		SHEET 23 OF 30