




30 20 10 0 10 20 30  
Imp.




165  
1041+08  
160



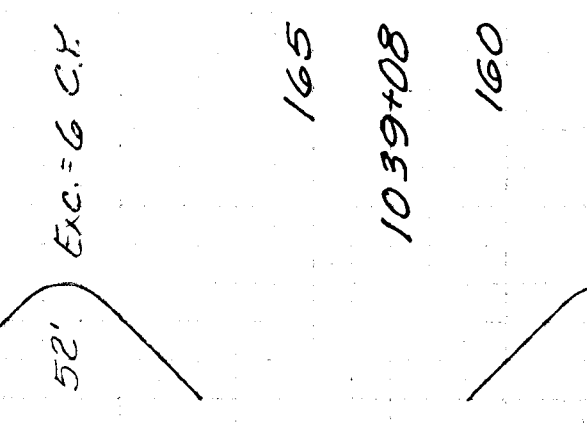
165  
1040+58  
160




165  
1040+10  
160



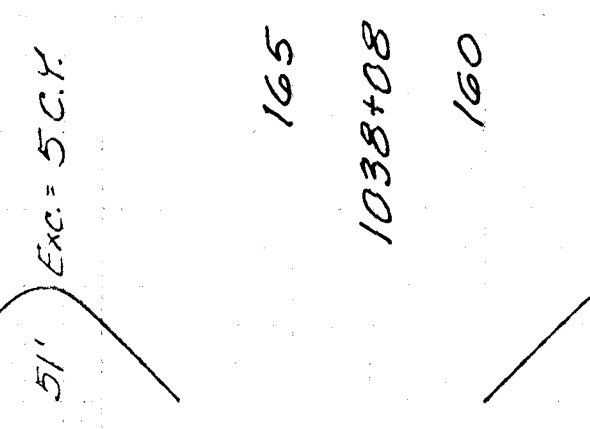
165  
1039+60  
160



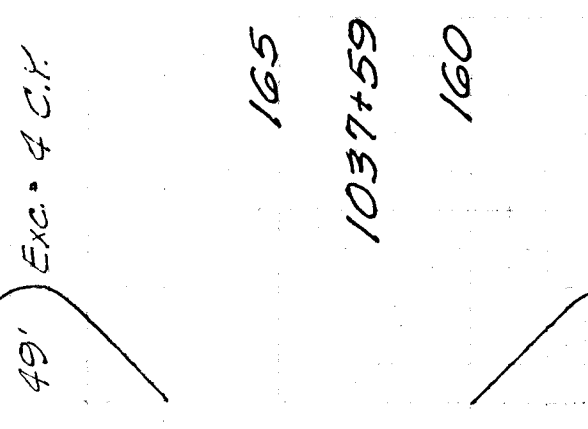
165  
1039+08  
160




165  
1038+59  
160



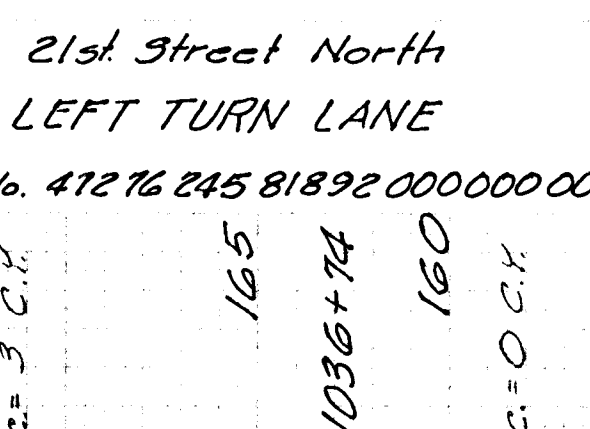
165  
1038+08  
160



165  
1037+59  
160



165  
1037+09  
160



165  
1036+74  
160

21st Street North  
LEFT TURN LANE  
Proj. No. 412 76 245 81892 000000 001

165.84

C=3

165.63

C=4

165.28

C=3

164.92  
MATCH

C=3

C=3

C=3

C=2

C=2

C=2

C=2

Sta 1036+74 to 10.50

C=0

Exc. = 50 Cu. Yds.

Sta. 1036+74 to sta. 1041+08

TOTAL  
Exc. = 277 Cu. Yds.