| PROJECT NO. | SHEET NO. | TOTAL SHEETS |
|---|---|---|
| 472-83382 | 13 | 33 |

SCALE: 1" = 10'

6"x12" W4xW4 WIRE FABRIC REINFORCING SHALL BE PLACED SUCH THAT THE WIRES WITH THE 6" SPACING WILL RUN PARALLEL WITH THE LONGITUDINAL JOINT.

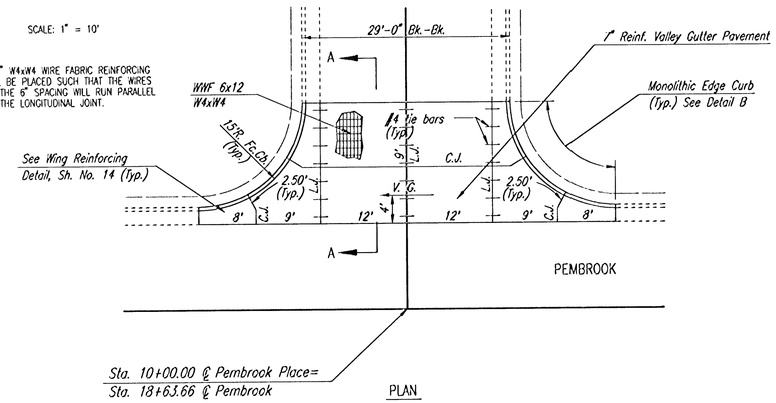


PLAN

## REINFORCED VALLEY GUTTER

SCALE: 1" = 10'

6"x12" W4xW4 WIRE FABRIC REINFORCING SHALL BE PLACED SUCH THAT THE WIRES WITH THE 6" SPACING WILL RUN PARALLEL WITH THE LONGITUDINAL JOINT.

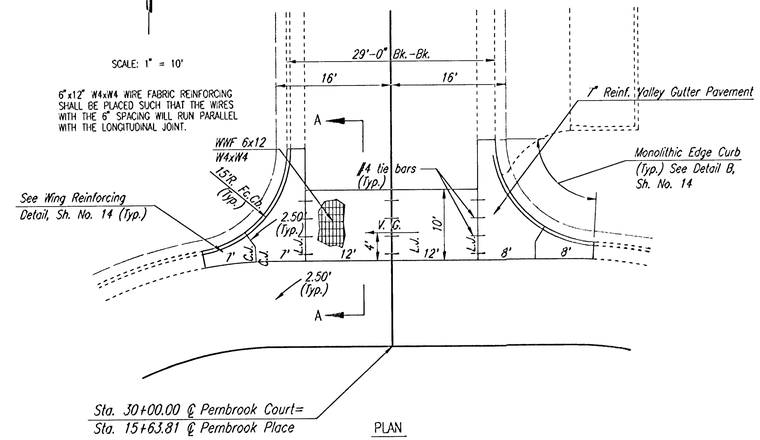


PLAN

## REINFORCED VALLEY GUTTER

SCALE: 1" = 10'

6"x12" W4xW4 WIRE FABRIC REINFORCING SHALL BE PLACED SUCH THAT THE WIRES WITH THE 6" SPACING WILL RUN PARALLEL WITH THE LONGITUDINAL JOINT.

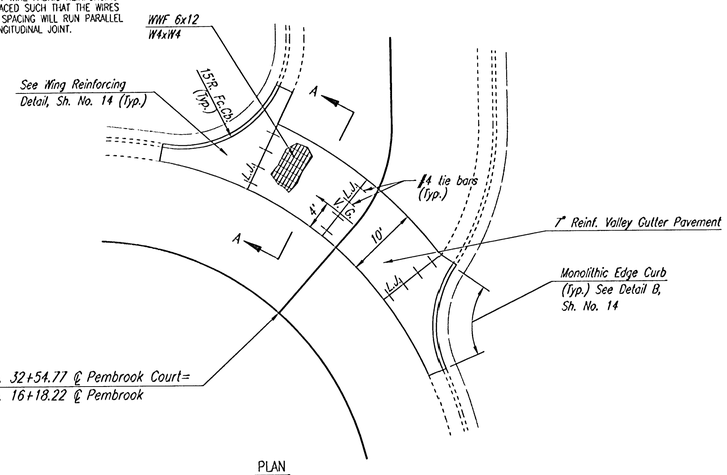


PLAN

## REINFORCED VALLEY GUTTER

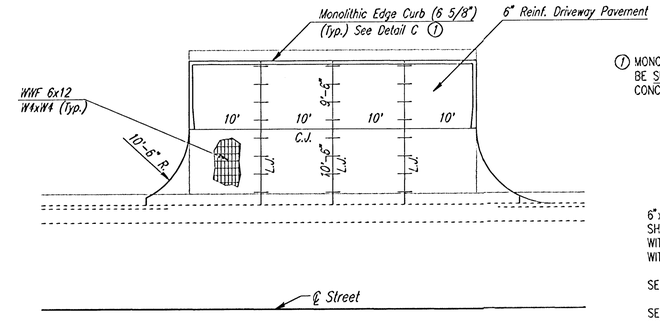


(1) MONOLITHIC EDGE CURB SHALL BE SUBSIDIARY TO "6" DRIVEWAY CONCRETE PAVEMENT".

6"x12" W4xW4 WIRE FABRIC REINFORCING SHALL BE PLACED SUCH THAT THE WIRES WITH THE 6" SPACING WILL RUN PARALLEL WITH THE LONGITUDINAL JOINT.

SEE SHEET NO. 14 FOR JOINT DETAILS.

SEE SHEET NO. 15 FOR ADDITIONAL DRIVE CONSTRUCTION DETAILS.

## DRIVEWAY DETAILS

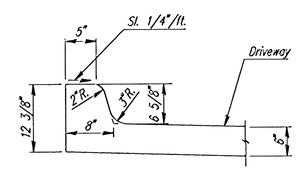


DETAIL C
(6 5/8")

THE COURTS II

# VALLEY GUTTER PLAN


Professional Engineering Consultants, P.A.
303 S. TOPEKA • WICHITA, KANSAS 67202
316-262-2691 • FAX 316-262-3003


| Designed by | BER | Checked by | |
|---|---|---|---|
| Drawn by | DEP | Date JULY, 2001 | Job No. 01256 |

DSNR: DEP OPER: DEP SCALE: 1=10.00
Q:\2001\01256\000\VALGUTPLAN 08-29-2001 02:43:58 pm