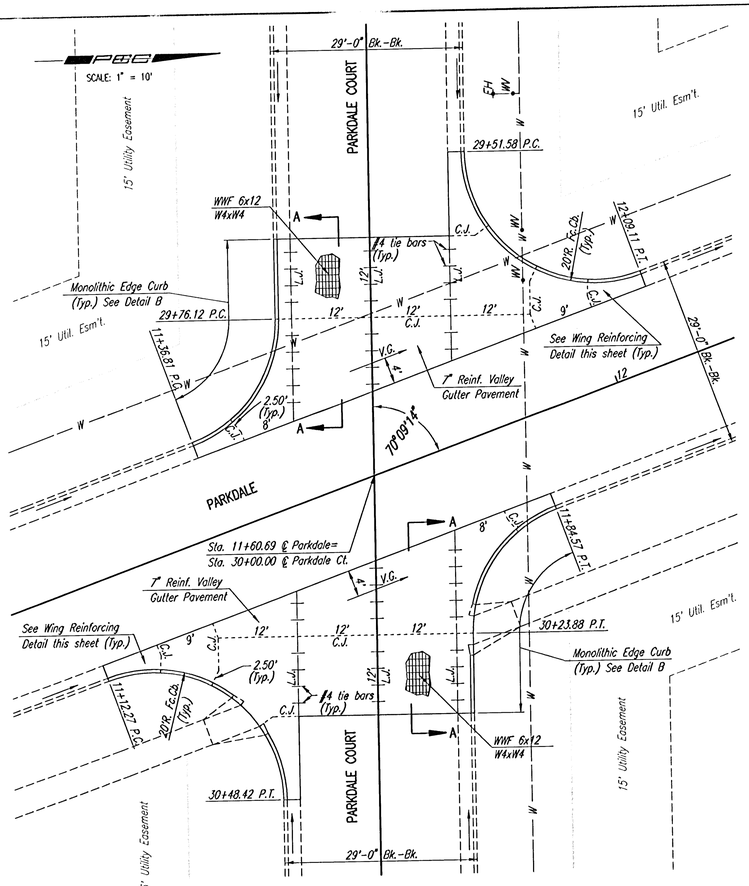

PLAN

REINFORCED VALLEY GUTTER

6"x12" W4xW4 WIRE FABRIC REINFORCING SHALL BE PLACED SUCH THAT THE WIRES WITH THE 6" SPACING WILL RUN PARALLEL WITH THE LONGITUDINAL JOINT.

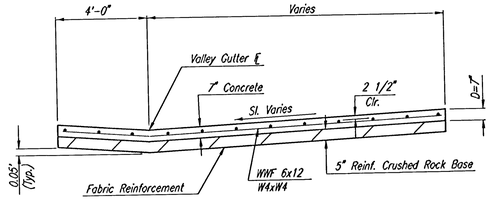

SECTION A-A

NOTE: OMIT REINFORCING MESH AT ALL JOINTS

NOTE: ALL CONCRETE VALLEY GUTTER REINFORCEMENT SHALL BE ADEQUATELY SUPPORTED BY BAR CHAIRS IN THE REQUIRED POSITION UNLESS APPROVED OTHERWISE BY THE ENGINEER.

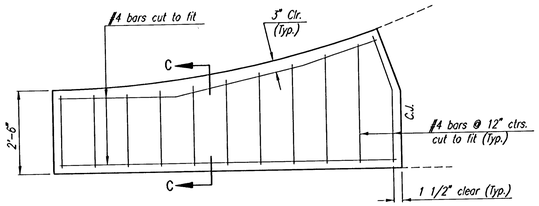

WING REINFORCING DETAIL

NOTE: OMIT WIRE FABRIC REINFORCING IN THIS SECTION.

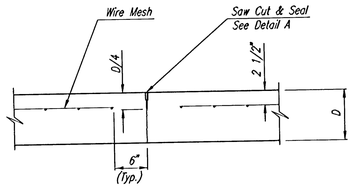

CONTRACTION JOINT DETAIL

REINFORCED PAVEMENT

(C.J.)

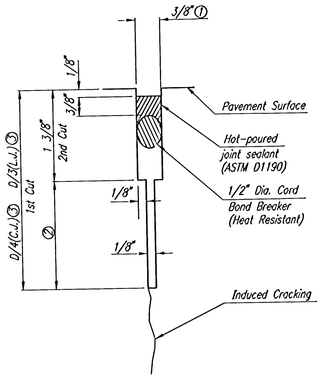

DETAIL A

① To be accomplished in 2 cuts for Longitudinal Joints and Contraction Joints. Initial cut to be 1/8" wide.

② Eliminate bottom of cut when metal keyway is used as part of Longitudinal or Transverse Construction Joint and at Doweled Construction Joint Locations.

③ 1 1/2" Minimum

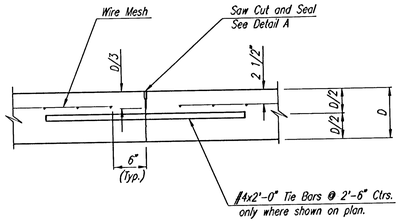

LONGITUDINAL JOINT DETAIL

REINFORCED PAVEMENT

(TRANSVERSE SECTION)

(L.J.)

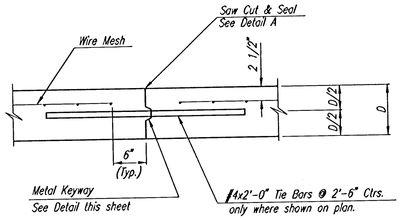

LONGITUDINAL CONSTRUCTION JOINT DETAIL

REINFORCED PAVEMENT

(TRANSVERSE SECTION)

(ALTERNATE L.J.)

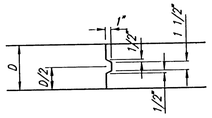

KEYWAY DETAIL

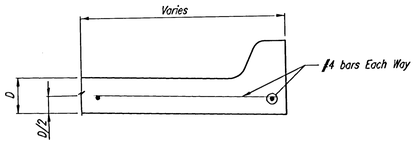

SECTION C-C

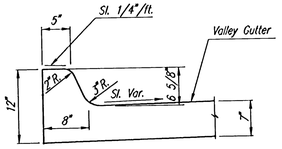

DETAIL B

No.	Revision	By	Date

EVERGREEN 5TH

VALLEY GUTTER DETAILS

JAMES L. ARMOUR, P.E.-CITY ENGINEER
CITY OF WICHITA PROJECT NO. 472-84103

Professional Engineering Consultants, P.A.
303 S. TOPEKA • WICHITA, KANSAS 67202
316-262-2691 • FAX 316-262-3003

BRIAN D. BOUTWELL LICENSED 10889 KANSAS PROFESSIONAL ENGINEER 11/28/05

Designed by	BDB, BMM	Job No.	35-05415-000
Drawn by	BJS, BMM	Date	July 2005

Sheet 13 of 45

DSNR: BMM OPER: BJS SCALE: 1=10.00
C:\2005\05415\000\05415-000-C-VALGUTDL 11-28-2005 09:56:26 am