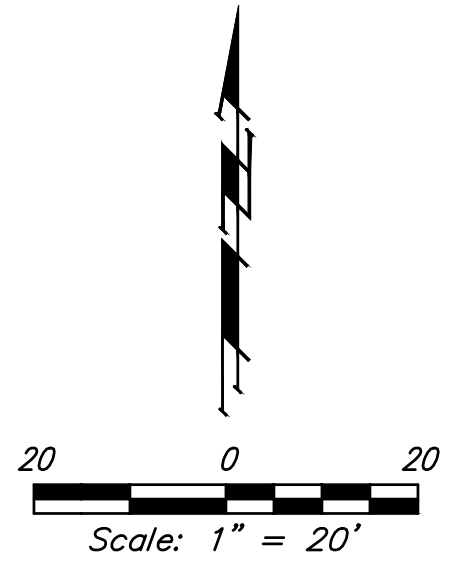


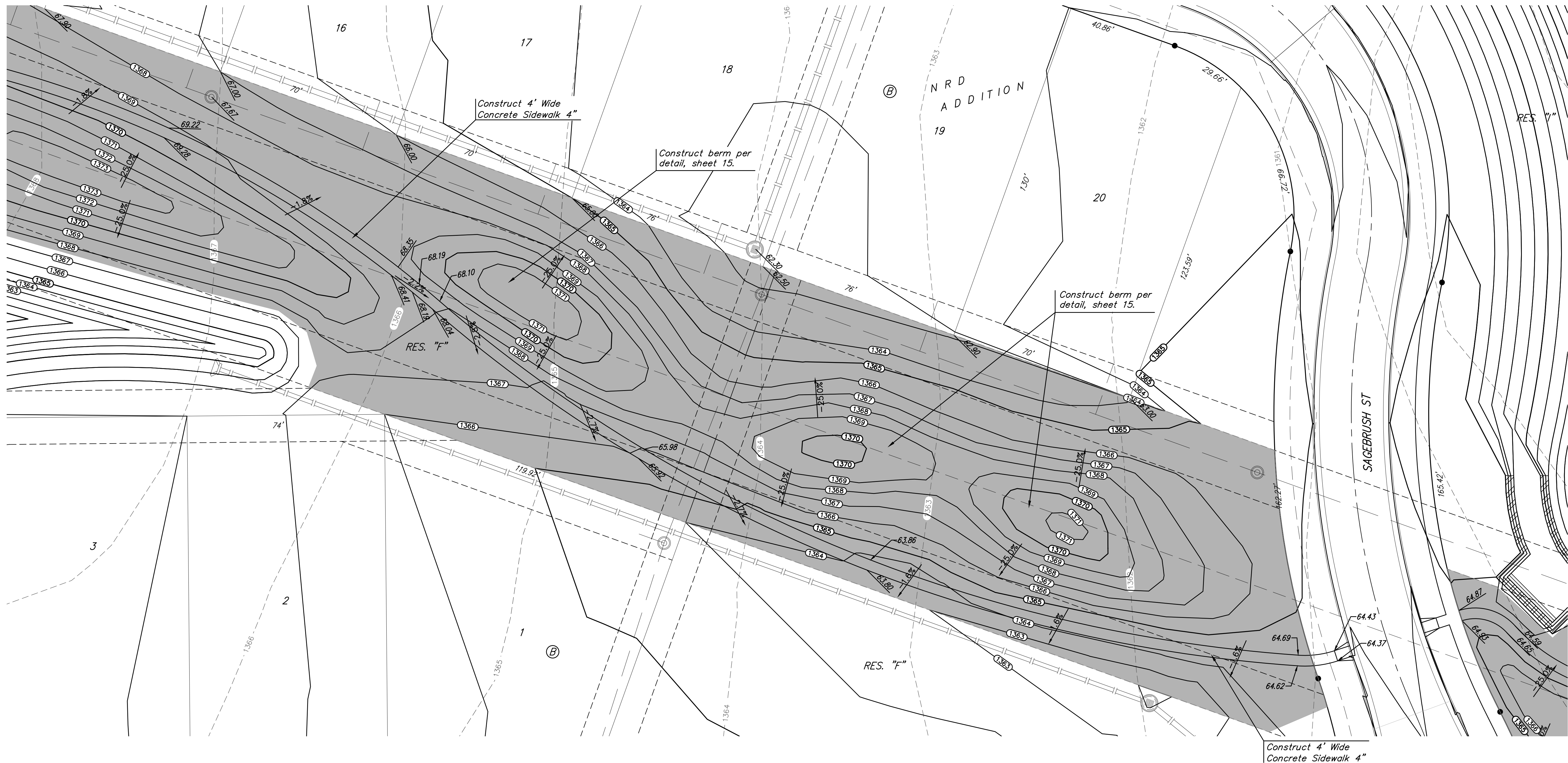


Location Map
Scale: 1" = 300'



--- Existing Grade
 (1385) Proposed Grade
 Area to be graded



BAUGHMAN COMPANY
 315 Ellis St.
 Wichita, KS 67211
 316-262-7271
 BaughmanCo.com

NRD ADDITION
 Phase I & Entrance

TRAIL PLAN

STREET IMPROVEMENTS
 PROJECT NUMBER:
 21-03-E868 & E869
 DESIGN: NBW DRAWN: TMS
 DATE: December 6, 2021
 SHEET OF
16 47

File: E:\Projects\NRD Addition_19-04-P448\Engineering\Phase 1\STR 21-03-E868 E869\STRplan.dwg