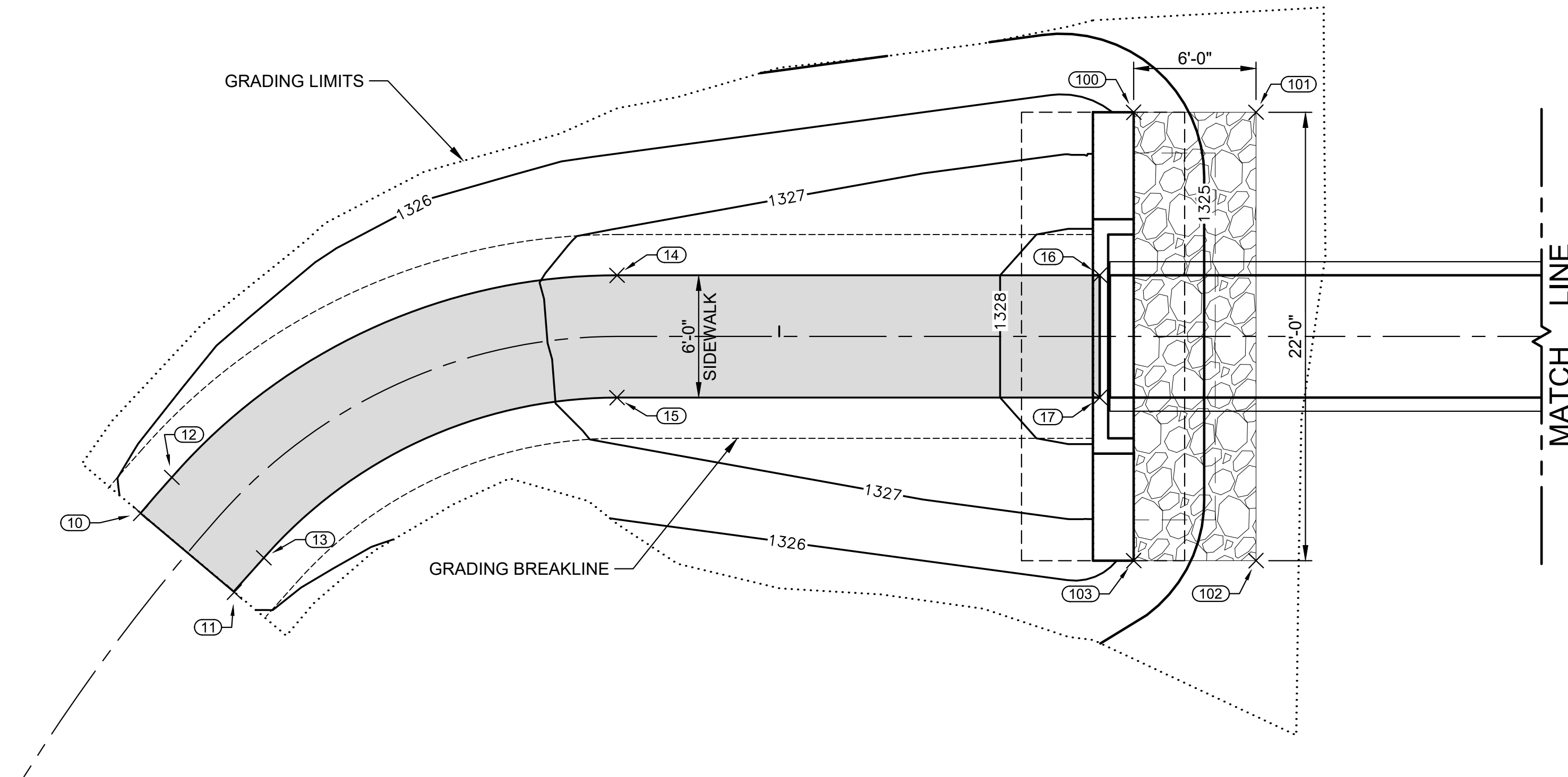
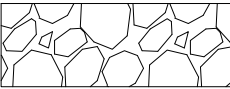


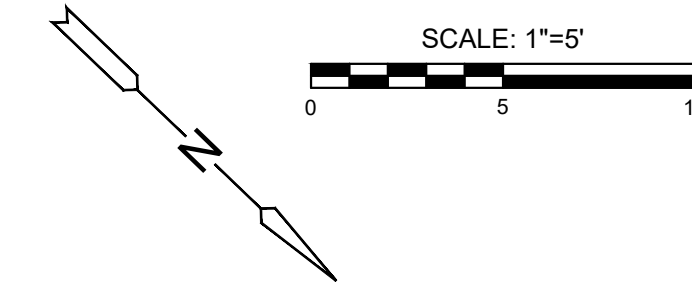
IMPROVEMENT PLANS FOR
SWANSON PARK BRIDGE REPLACEMENT
WICHITA, KS



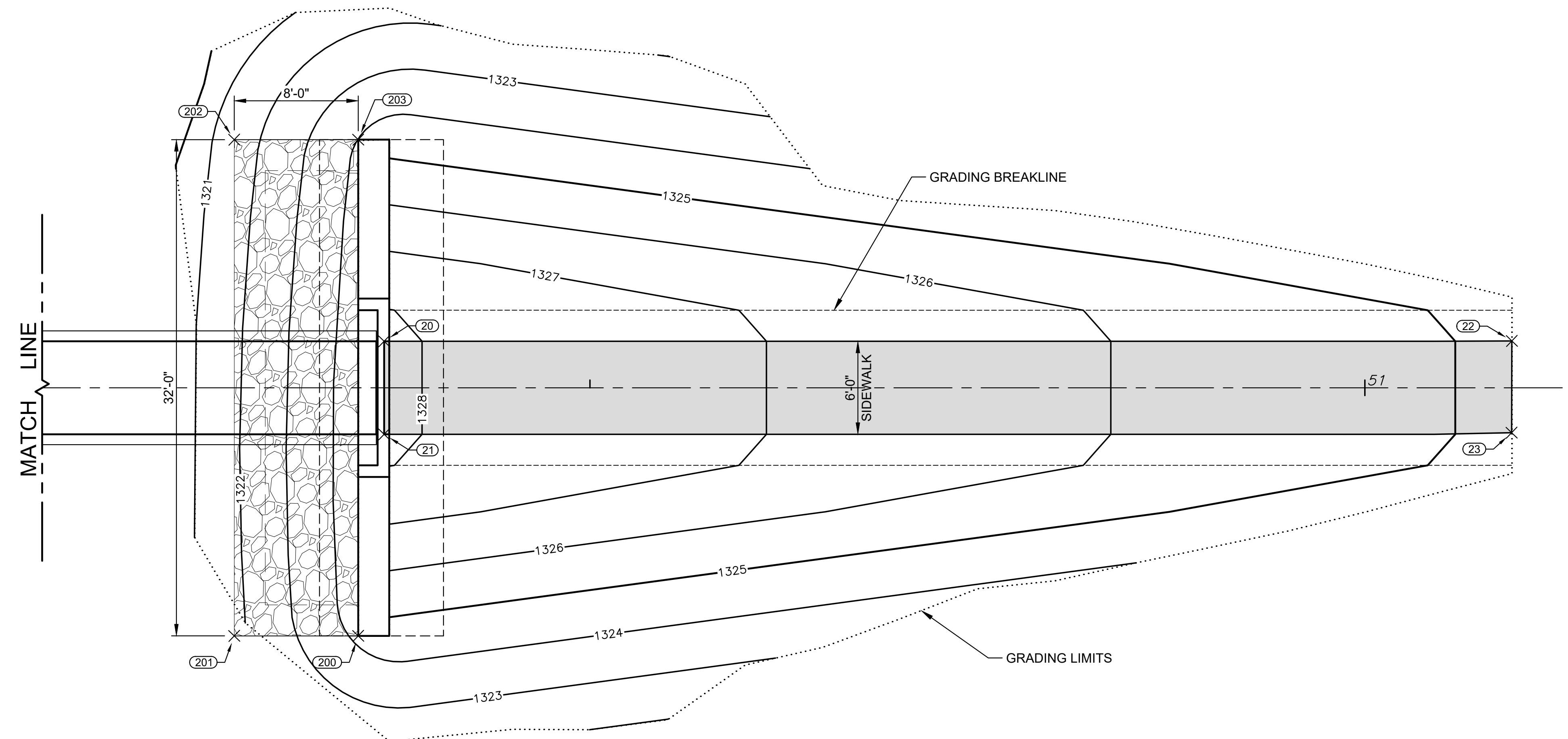
RIPRAP POINTS		
Point #	Northing	Easting
100	1689975.77	1610879.61
101	1689980.10	1610875.45
102	1689995.34	1610891.32
103	1689991.02	1610895.47
200	1690043.26	1610852.19
201	1690037.50	1610857.73
202	1690015.32	1610834.66
203	1690021.09	1610829.12

- NOTES:**
- SEE SHEET 2 FOR PROJECT QUANTITIES.
 - SEE SHEET 6 FOR "SIDEWALK / APPROACH TYPICAL SECTION" AND ALIGNMENT COORDINATE POINTS.
 - SEE SHEET 10 FOR DETAILS RELATED TO RIPRAP.

- LEGEND:**
- XXXX--- EXISTING CONTOUR
 - XXXX— PROPOSED CONTOUR
 - GRADING LIMITS
 -  RIPRAP, LIGHT STONE



SIDEWALK POINTS		
Point #	Northing	Easting
10	1689954.29	1610927.55
11	1689960.29	1610927.16
12	1689954.17	1610925.22
13	1689960.16	1610924.94
14	1689963.04	1610902.94
15	1689967.20	1610907.27
16	1689980.11	1610886.54
17	1689984.27	1610890.86
20	1690031.30	1610837.33
21	1690035.46	1610841.66
22	1690083.75	1610786.89
23	1690087.84	1610791.17



©2022 MKEC Engineering All Rights Reserved www.mkec.com
These drawings and their contents, including, but not limited to, all concepts, designs, & ideas are the exclusive property of MKEC Engineering (MKEC), and may not be used or reproduced in any way without the express consent of MKEC.

GRADING PLAN

PROJECT NO. 1901010483

DATE 03/21/2022

SCALE 1"=5'

DESIGNED DMU DRAWN DMU CHECKED SLF

ISSUED FOR CONSTRUCTION 3/21/22

NO. REVISION DATE

SHEET NO. 9 OF 23