

CITY OF WICHITA, KANSAS AMIDON AVENUE BRIDGE at ARKANSAS RIVER

GARY JANZEN, P.E. – CITY ENGINEER

C.O.W. BRIDGE PROJ. NO. E1010-40250621

**C.O.W. SLUDGE LINE PROJ. NO. 448-2022-003839
54092041**

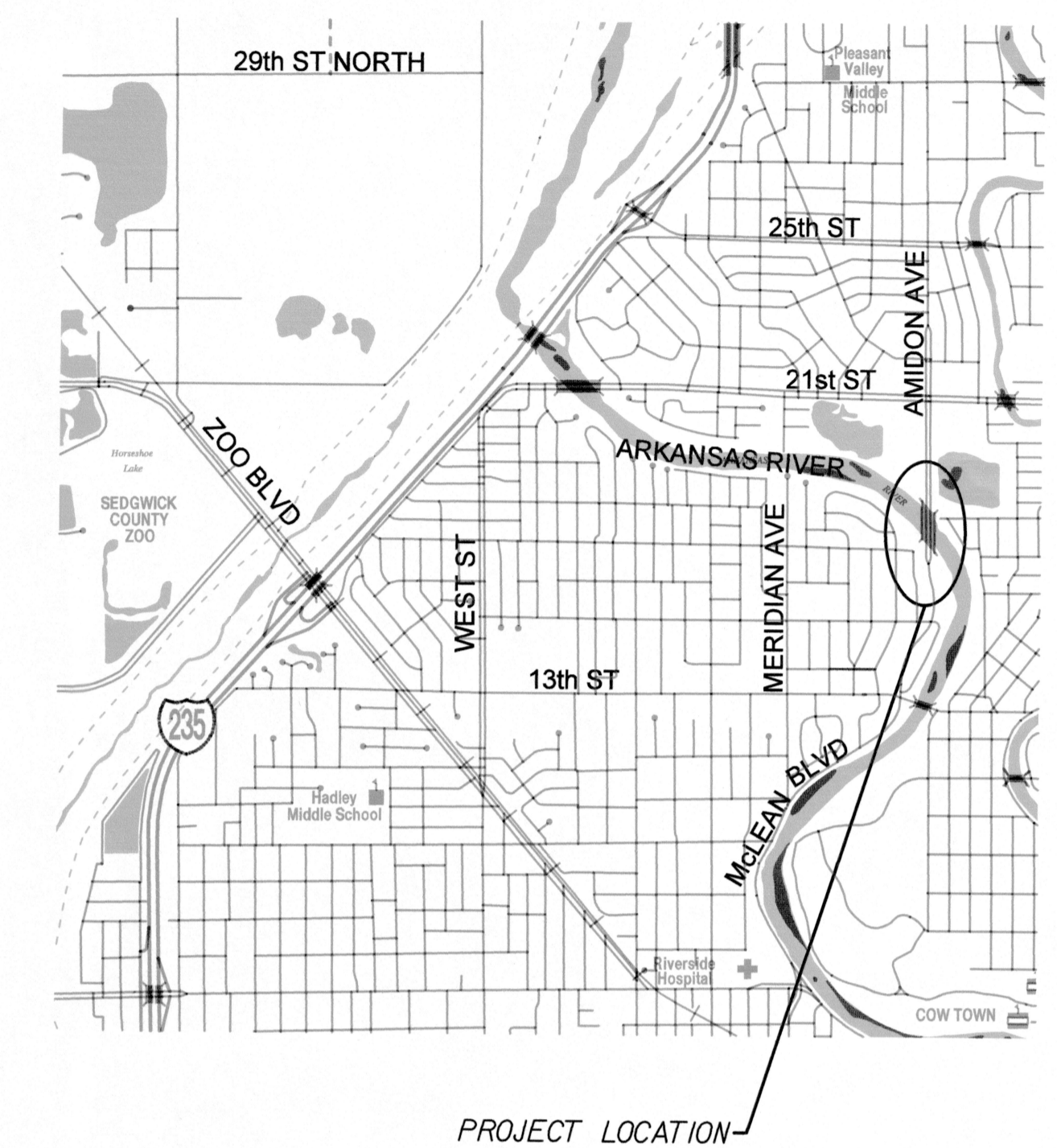
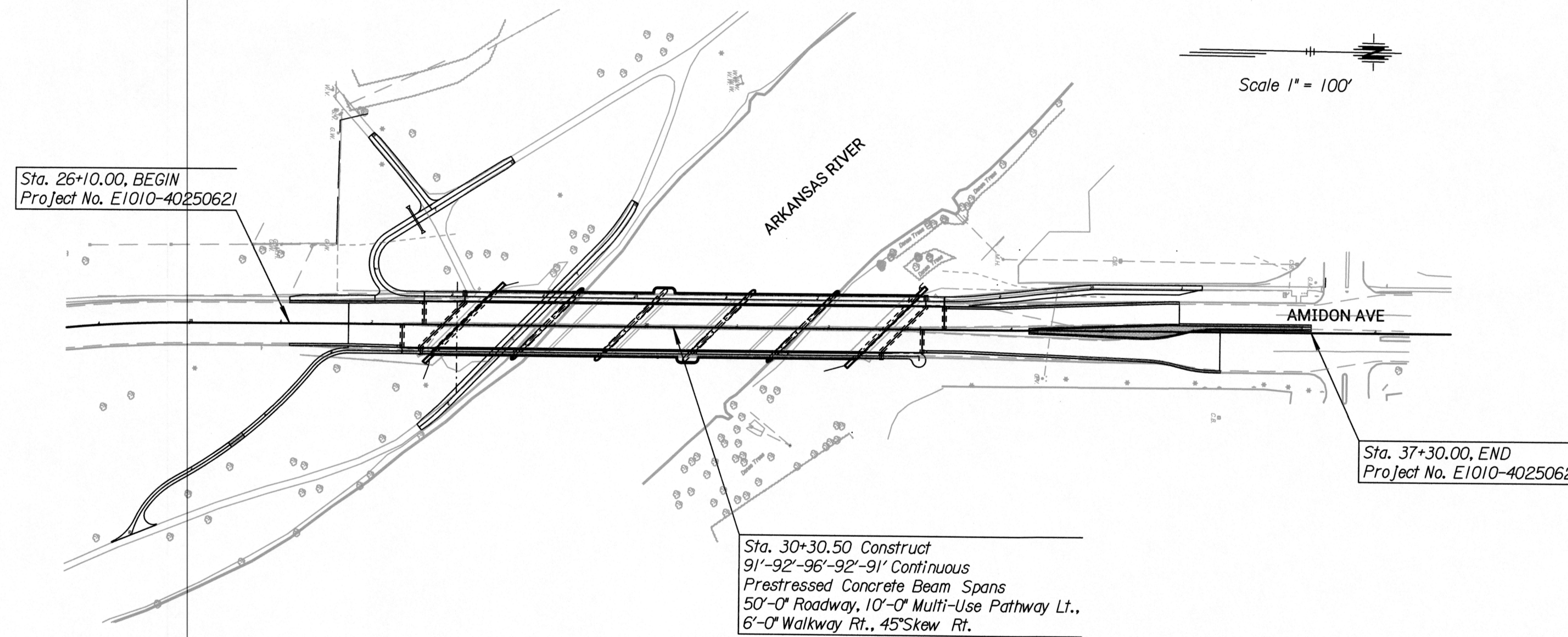
GRADING & CONCRETE PAVEMENT
BRIDGE
SEEDING
SIGNING
PAVEMENT MARKING
LIGHTING

INDEX OF SHEETS

- 1 Title Sheet
- 2 General Notes
- 3 Typical Sections
- 4 Coordinate Data Sheet
- 5 - 8 Amidon Plan and Profile Sheets
- 9 - 12 Sidewalk Plan and Profile Sheets
- 13 - 14 Paving Plans
- 15 - 20 Paving Details
- 21 - 26 Bridge Approach Slab Details
- 27 - 28 End Section Details
- 29 - 70 Bridge Plans and Details
- 71 Summary of Quantities
- 72 - 75 Erosion Control Details
- 76 Landscape Plan
- 77 - 84 Lighting Plans
- 85 - 86 Pavement Marking and Signing Sheets
- 87 - 89 Pavement Marking Standards
- 90 - 91 Sign Details
- 92 - 93 Business Signs
- 94 Construction Sequence
- 95 Detour Map
- 96 - 98 Traffic Control Sheets
- 99 Traffic Control Quantities
- 100 - 104 Traffic Control Standards
- 105 - 109 Sludge Line Plan and Details
- 110 - 118 Cross Sections (Amidon)
- 119 - 121 Cross Sections (East Sidewalk)
- 122 - 123 Cross Sections (West Sidewalk No. 1)
- 124 Cross Sections (West Sidewalk No. 2)
- 125 - 128 Cross Sections (Riverbank Sidewalk)

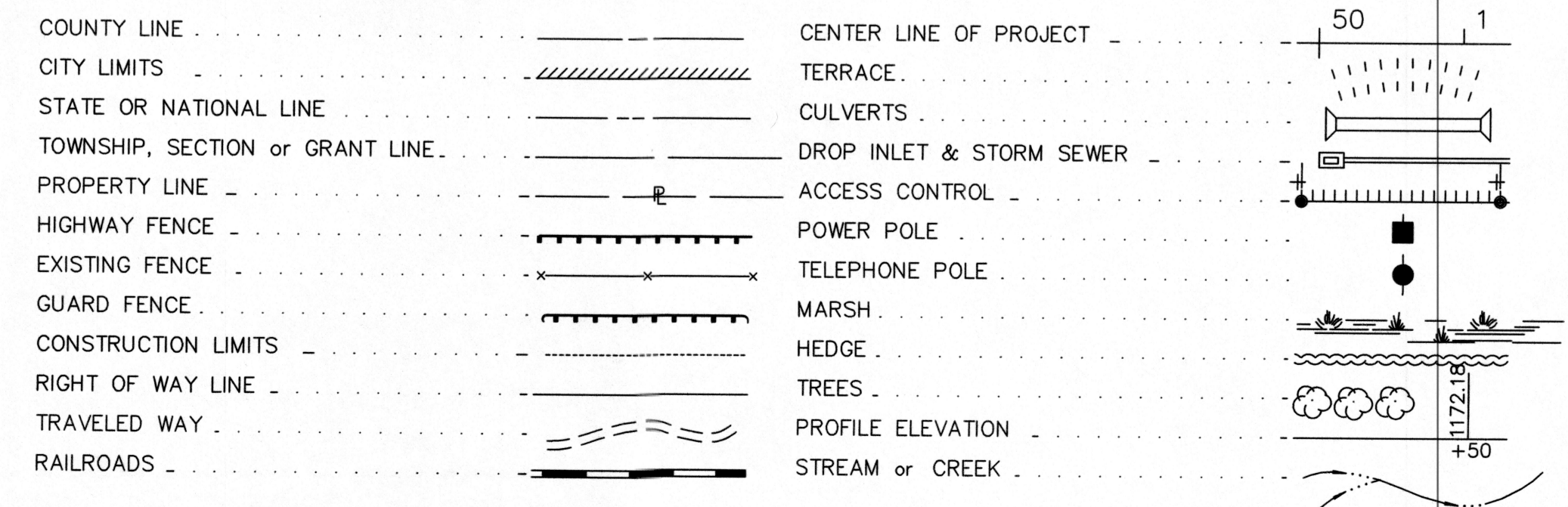
DESIGN DESIGNATION

| | | |
|----------------|---|--------|
| AADT (2015) | = | 7,300 |
| AADT (2045) | = | 13,250 |
| V | = | 40 MPH |
| C of A | = | NONE |
| LATERAL OFFSET | = | 6.0 FT |



VICINITY MAP

CONVENTIONAL SIGNS



| | | |
|-------------------------|-------------|------------|
| GROSS LENGTH OF PROJECT | 1120.00 FT. | |
| EXCEPTIONS | 0.00 FT. | |
| NET LENGTH OF PROJECT | 1120.00 FT. | 0.21 MILES |
| NET LENGTH OF BRIDGES | 477.66 FT. | 0.09 MILES |
| NET LENGTH OF ROAD | 642.34 FT. | 0.12 MILES |


APPROVED:

GARY L. JANZEN, P.E.
CITY ENGINEER - WICHITA, KANSAS
07/15/22
DATE:

| | |
|--|--|
| | JEO Brad Shores, P.E. Sheets, 21-26, 29-70, 92-93. |
| | JEO Jeff Sobczyk, P.E. Sheets, 77-84. |
| | TRANSYSTEMS Colin K. Costley, P.E. Sheets, 1-20, 27-28, 71-76, 85-91, 94-128. |



245 N. WACO, SUITE 222
WICHITA, KANSAS 67202
MAIN: 316-303-3000
FAX: 316-462-5629



727 N. WACO, SUITE 260
WICHITA, KANSAS 67203
MAIN: 316-352-9333

drawing: 7/15/22 - 10:52:40 AM c:\transystems\proj\local\transystems\proj\lhamavani\101085717-COV-M01-101.DGN