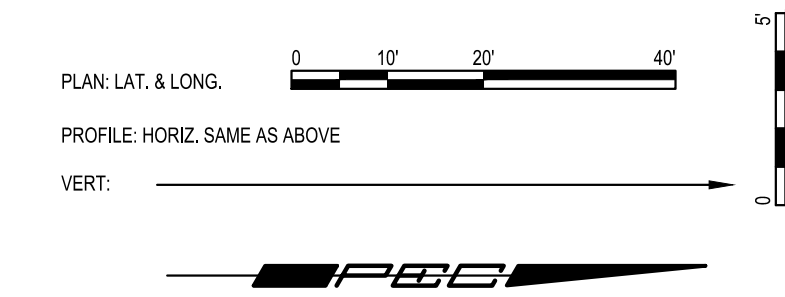


* PRIOR TO BEGINNING CONSTRUCTION, THE CONTRACTOR SHALL EXCAVATE THE EXISTING 12" WATERLINE AT STATION 21+90.44 TO VERIFY PIPE SIZE, TYPE, FITTINGS, AND HORIZONTAL AND VERTICAL LOCATION. THE CONTRACTOR SHALL REPORT HIS FINDINGS TO THE ENGINEER SO THAT ANY NECESSARY PLAN MODIFICATIONS CAN BE MADE. ANY ADDITIONAL LABOR OR MATERIALS NECESSARY TO COMPLETE THE CONNECTION SHALL BE CONSIDERED SUBSIDIARY TO THE PROJECT.

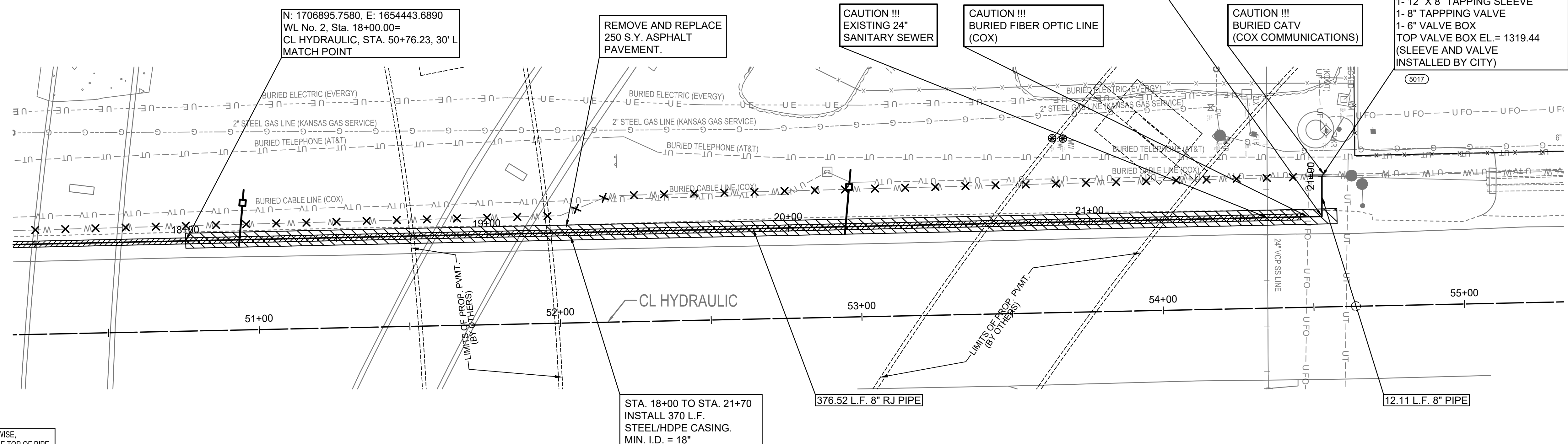
NOTE: IF CASING AND CARRIER PIPE IS INSTALLED VIA OPEN CUT METHODS AS SHOWN, FLUSHED AND VIBRATED SAND FILL SHALL BE UTILIZED UNDER PAVEMENT. THIS SHALL BE CONSIDERED SUBSIDIARY TO THE PIPE. AT CONTRACTORS OPTION, THE CASING AND CARRIER PIPE CAN BE INSTALLED USING DIRECTIONAL DRILLING METHODS. NO ADDITIONAL PAYMENT SHALL BE MADE.

- LEGEND**
- ✕ = DENOTES WATERLINE TO BE ABANDONED IN PLACE.
 - ⌈ = DENOTES CAP/PLUG BY THE CONTRACTOR. (INCLUDES REMOVAL AND REPLACEMENT OF PAVEMENT)
 - ⊗ = CLOSE VALVE, REMOVE VALVE BOX (SALVAGE TO CITY) (INCLUDES REMOVAL AND REPLACEMENT OF PAVEMENT)
 - 5000 = SEE SHEET NO. CU301 FOR WATERLINE COORDINATES (TYP.)
 - = PROPOSED SILT FENCE

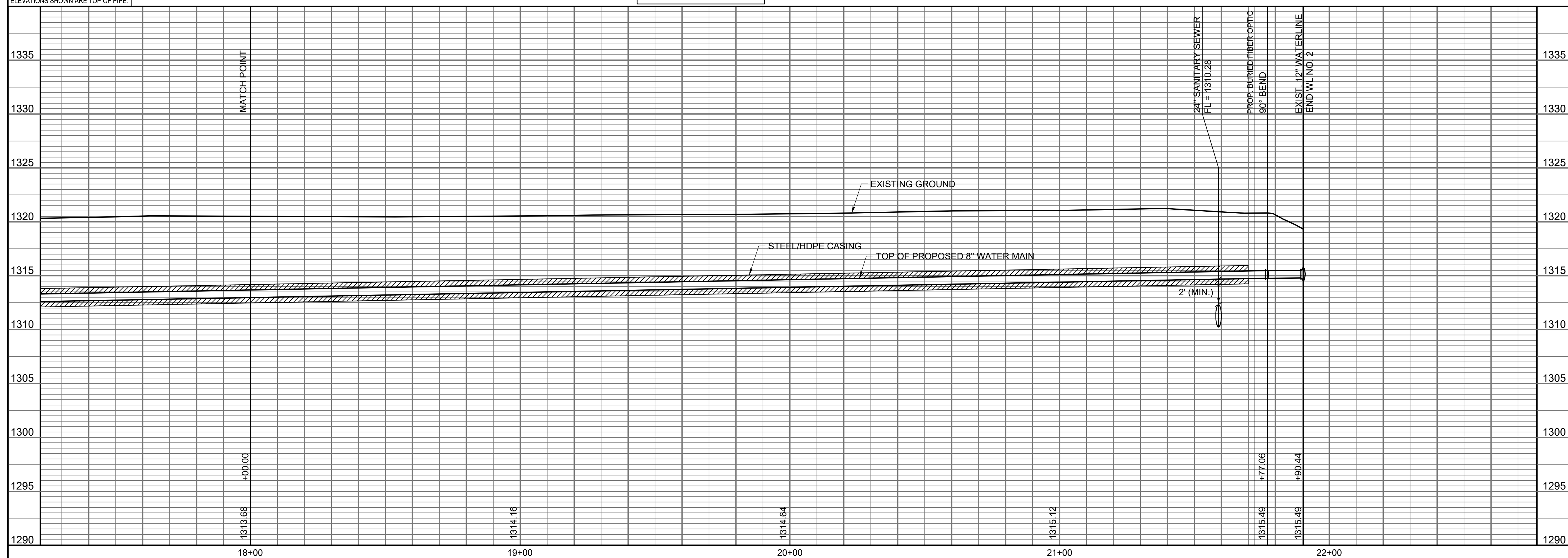


N: 1707272.7307, E: 1654435.5831
 WL No. 2, STA. 21+77.06=
 CL HYDRAULIC, STA. 54+53.28, 30' L
 1- 8" 90° RJ BEND
 DEFL. = 88°44'56"

N: 1707272.7191, E: 1654422.2058
 WL No. 2, Sta. 21+90.44=
 CL HYDRAULIC, Sta. 54+53.56, 43' L
 EXISTING 12" WATER MAIN*
 1- 12" X 8" TAPPING SLEEVE
 1- 8" TAPPING VALVE
 1- 6" VALVE BOX
 TOP VALVE BOX EL. = 1319.44
 (SLEEVE AND VALVE
 INSTALLED BY CITY)



UNLESS NOTED OTHERWISE, ELEVATIONS SHOWN ARE TOP OF PIPE.



SANITARY SEWER AND WATERLINE IMPROVEMENTS
 TO SERVE
NORTH JUNCTION UTILITY RELOCATION
 GARY JANZEN, P.E. - CITY ENGINEER
 SS: CITY OF WICHITA PROJ. NO. 468-2021-002929
 WL: CITY OF WICHITA PROJ. NO. 448-2021-034139

Issue:	
JOB NO.	35-210253-000-0042
DATE	01 JUNE 2021
PM	TBK
DESIGNED BY	TBK
DRAWN BY	KTD
CHECKED BY	RWG

WATERLINE NO. 2

CU306

SAVED 5/13/2022 2:14:27 PM BY KURTIS DEKAT
 PLOTTED 9/13/2022 11:25:32 AM BY KURTIS DEKAT
 U:\WICHITA-CIVIL\2021\1210253\000\MIDRAWINGS\210253-000-CU306.DWG