

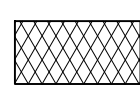

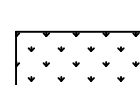
PLOTTED: Monday, January 09, 2023 @ 08:49AM

J:\PROJECTS\2021\1010427\_PERFECTION\_COURTYARDS AT MOORINGS\DWG 210427 CAD\SH15\05\_CIVIL\GRD\PH12\427-05-601.DWG

THE MOORINGS  
ADDITION

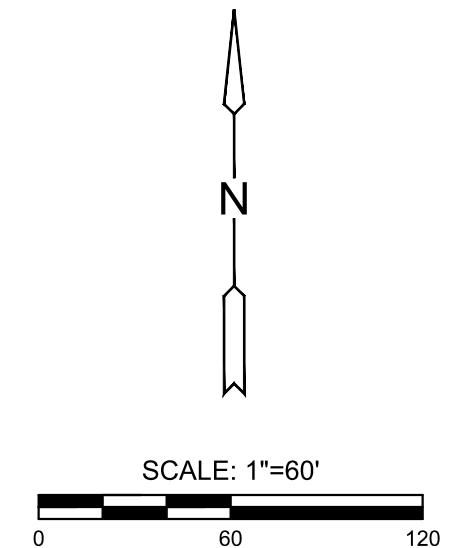
**NOTES**  
ALL QUANTITIES ARE FOR REFERENCE ONLY AND ARE APPROXIMATE. CONTRACTOR SHALL VERIFY ALL QUANTITIES. QUANTITIES SHOWN ON THIS SHEET INCLUDE TOTAL SEEDING AREAS OF BOTH SHEETS COMBINED.  
  
ANY AREA DISTURBED BEYOND DEPICTED SEEDING LIMITS SHALL BE SEEDED W/ ANNUAL RYE

**APPROX. ACRES**  
13.20 ACRES  
  
2.13 ACRES  
  
38.67 ACRES

**LANDSCAPE LEGEND**  
 TALL NATIVE GRASS MIX W/ WILDFLOWERS  
 SHORT NATIVE GRASS MIX W/ WILDFLOWERS  
 ANNUAL RYE



MASS GRADING PLANS FOR  
**COURTYARDS AT THE MOORINGS**  
WICHITA, KS



MATCHLINE-SEE SHEET 31 (TOP)

MATCHLINE-SEE SHEET 31 (BOTTOM)

©2023  
MKEC Engineering  
All Rights Reserved  
www.mkec.com  
These drawings and their contents, including, but not limited to, all concepts, designs, & ideas are the exclusive property of MKEC Engineering (MKEC), and may not be used or reproduced in any way without the express consent of MKEC.

**SEEDING PLAN NORTH**

PROJECT NO.	458-2022-085511
DATE	JAN. 2023
SCALE	1" = 60'
DESIGNED	DML
DRAWN	C-JL
CHECKED	SPE

NO.	REVISION	DATE

SHEET NO.  
30 OF 43