

Sta. 0+70.85 to Sta. 0+85.65,
Begin dbl. 4" Yellow.

NO PARKING ANY TIME
R7-1
24" x 36"

Sta. 1+00, 23' Rt.
Install per City Specs:

Sta. 0+85.65, 6.0' Lt. & Rt.
Begin 4" Yellow with 4"x10'
Yellow with 30' spacing.

2-White
Left Arrows
(TWLTL)

12" Solid White
(30' @ 10' Spacing)

NO PARKING ANY TIME
R7-1
24" x 36"

Sta. 1+00, 23.5' Lt.
Install per City Specs:

Sta. 1+06.3, 7.5' Lt. & 11.5' Rt.
End 4" Yellow with 4"x10'
Yellow with 30' spacing.
Begin 4" Yellow Dbl. Line.

NO PARKING ANY TIME
R7-1
24" x 36"

Sta. 5+00, 23.5' Lt.
Install per City Specs:

12" Solid White
(30' @ 10' Spacing)

4" Dbl. Yellow

Sta. 6+96, 41' Lt.
by others, see COW Proj.
#472-2021-085733

Street Name
D-3
Size Varies
(See Dtl Sheet)

Sta. 1+74.2, 17' Lt.
End 6" White with 2' spacing
Begin 6" White, R = 186'

NO PARKING ANY TIME
R7-1
24" x 36"


Sta. 5+00, 23' Rt.
Install per City Specs:

White Left Arrow

Sta. 6+06, 19.5' Lt.
End 6" White R = 186'
Begin 6" White

White Right &
Through Arrow

Sta. 6+43.3, 19.5' Lt.
End 6" White Line.



Sta. 6+96, 39' Rt.
by others, see COW Proj.
#472-2021-085733.

White Left Arrow,
by others, see COW Proj.
#472-2021-085733

6" White Line by others,
see COW Proj.
#472-2021-085733.



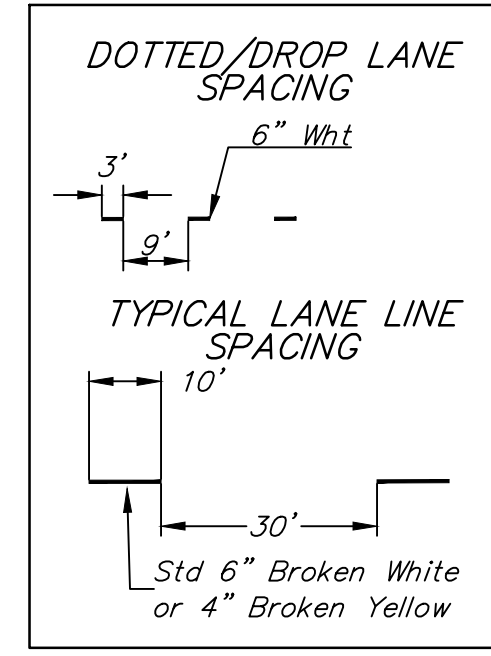
GENERAL NOTES – MARKING

- All pavement markings shall conform to the current standards set forth in the latest publication of the "Manual on Uniform Traffic Control Devices" 2009 Edition.
- All pavement markings shall be thermoplastic, unless otherwise approved by the Engineer. Pavement markings shall be installed per manufacturer's recommendations and shall meet KDOT's 2007 Standard Specification. Full traffic may not be restored (and substantial project completion achieved) until all pavement markings are in place. Should construction timing be such that restoration of traffic becomes necessary during temperatures prohibiting the installation of thermoplastic markings, the contractor shall install and maintain temporary markings until such time that thermoplastic markings may be properly installed. Except for the material requirement, temporary pavement markings shall be placed equivalent, in every manner (i.e. dimension, frequency, spacing, etc.), to the permanent marking layout. The cost for temporary pavement markings will not be paid for directly, but shall be considered *SUBSIDIARY* to the bid item "Pavement Marking".

TOTAL PROJECT BILL OF MATERIALS*			
ITEMS	UNITS	TOTAL	USE*
6" WHITE	LF	94	x
4" YELLOW	LF	1,765	x
12" YELLOW	LF	185	x
MARKING SYMBOL (LT TURN ARROW) WHITE	EA	5	x
MARKING SYMBOL (STRAIGHT/RT TURN ARROW) WHITE	EA	1	x
*FOR INFORMATION ONLY			

* ±.3% Overage

The Striping Contractor may be required to adjust the proposed pavement markings to match the existing pavement markings in the field. The Contractor may also be required to remove and replace the existing pavement markings as necessary, including those removed for traffic control beyond the construction limits. These cost shall be *SUBSIDIARY* to the Lump Sum Bid Item "Pavement Marking".



BAUGHMAN COMPANY

315 Ellis St.
Wichita, KS 67211
316-262-7271
BaughmanCo.com

CORNEJO INDUSTRIAL DISTRICT
Pavement Marking Plan

STREET IMPROVEMENTS
Street Paving Improvements

PROJECT NUMBER:
472-2021-085727

DESIGN: PSB DRAWN: HJW
DATE: Jan. 24, 2023

SHEET OF
17 32

File: E:\Projects\Cornejo Industrial District_2nd (21-10-P717)\Engineering\Phase 1\STRIPSTR_2.dwg