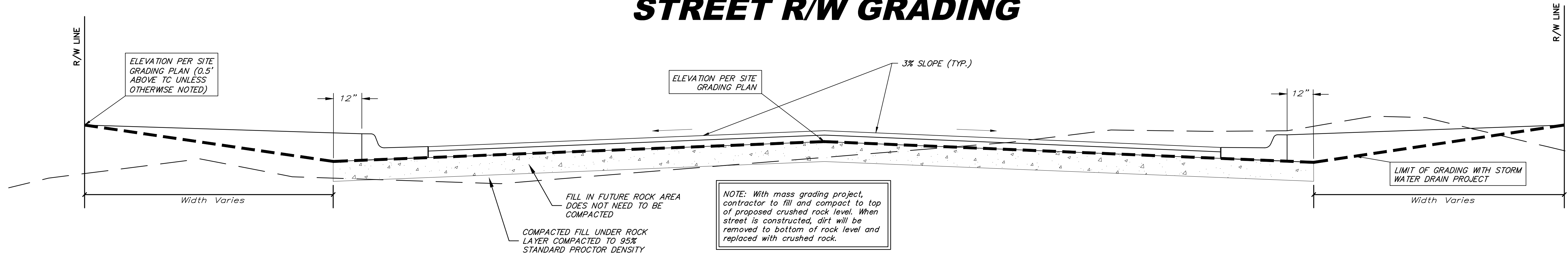


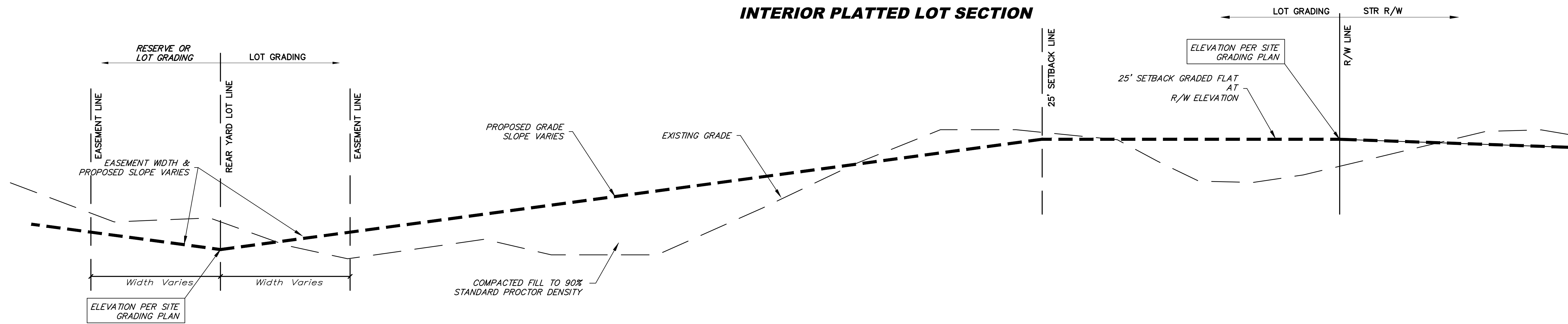
TYPICAL MASS GRADING DETAIL

STREET R/W GRADING

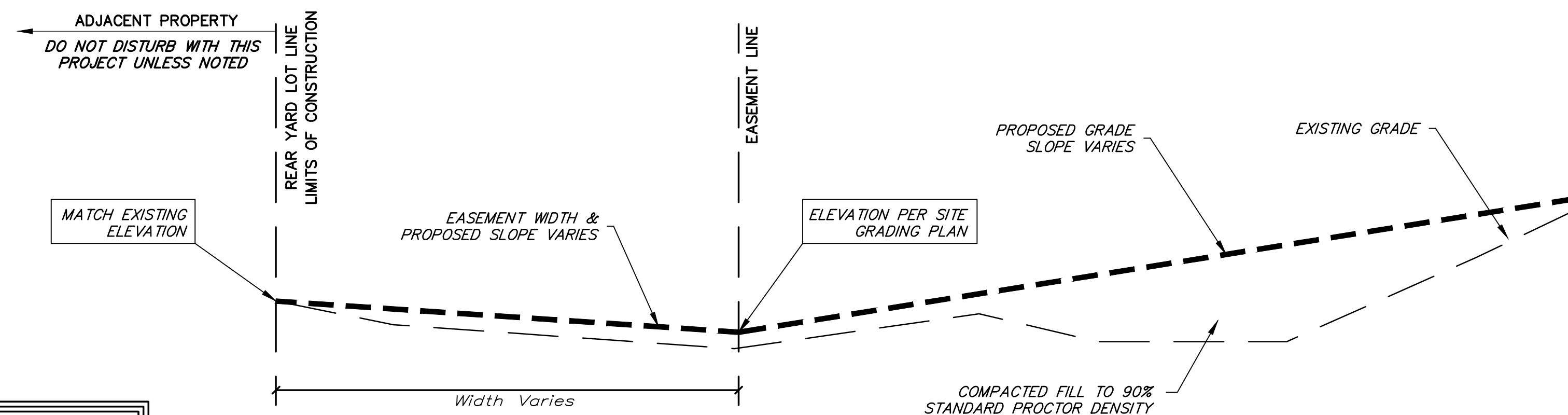


LOT FILL GRADING

INTERIOR PLATTED LOT SECTION




EXTERIOR PLATTED LOT SECTION



NOTE: GRADING CONTRACTOR SHALL GRADE LOTS TO THE SECTION SHOWN (+/-0.2') AND SHALL PERFORM COMPACTION AS INDICATED. SEE SITE GRADING PLAN FOR ELEVATIONS

When trees are present along rear lot line, grade shall match at trunk line and trees shall not be disturbed. Any trimming of trees shall be approved by the engineer and owner.



BAUGHMAN COMPANY

315 Ellis St.
Wichita, KS 67211
316-262-7271
BaughmanCo.com

COLT MEADOWS ADD.

MASS GRADING DETAIL

STORM WATER SEWER IMPROVEMENTS

PROJECT NUMBER:
22-04-E163

DESIGN: DRAWN:
DATE: April 21, 2022

SHEET OF
31 42

File: E:\Projects\Colt Meadows Addition_21-01-P622\Engineering\Phase 1\SWD 22-04-E163\SWD.dwg