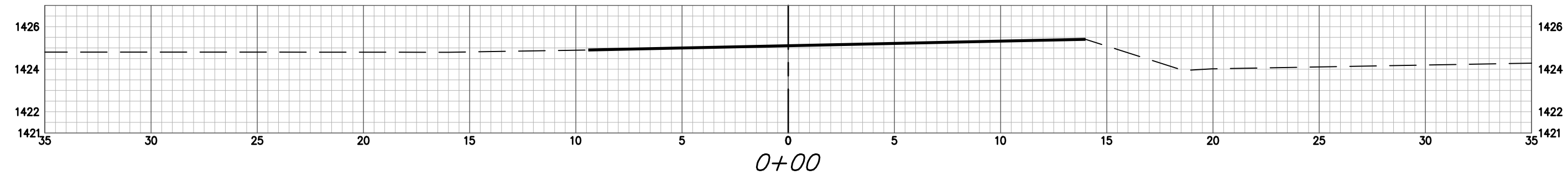
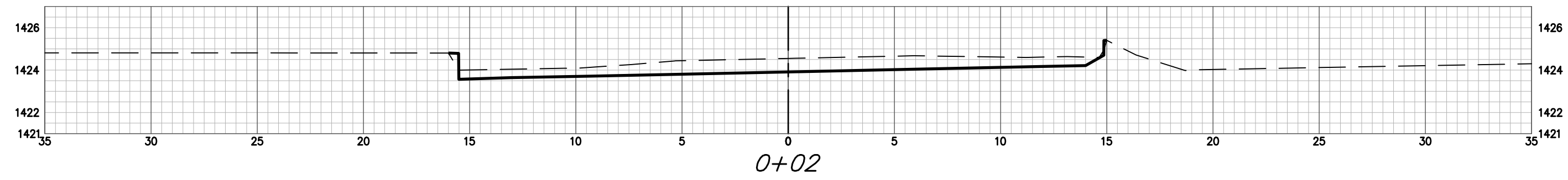
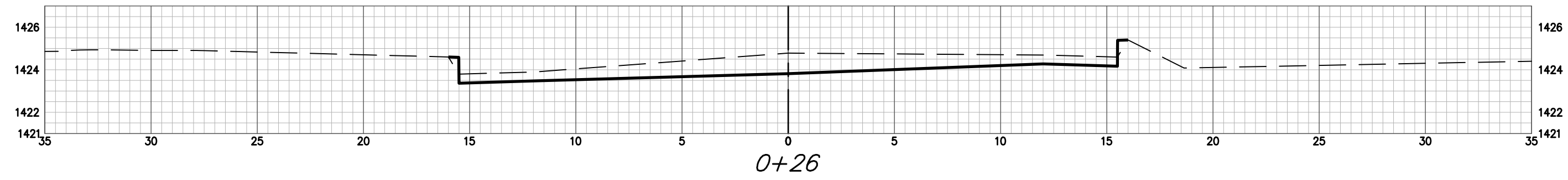
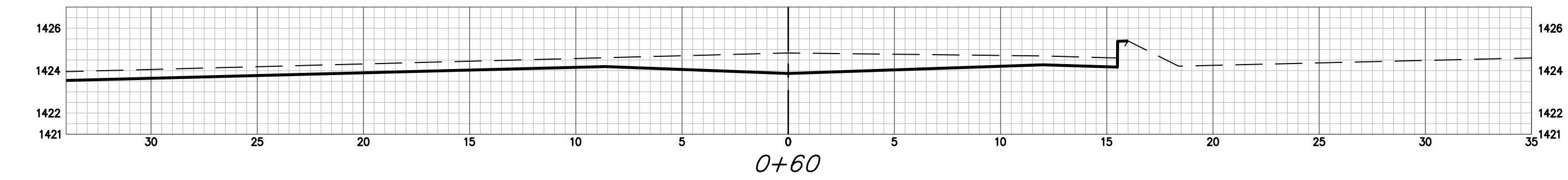
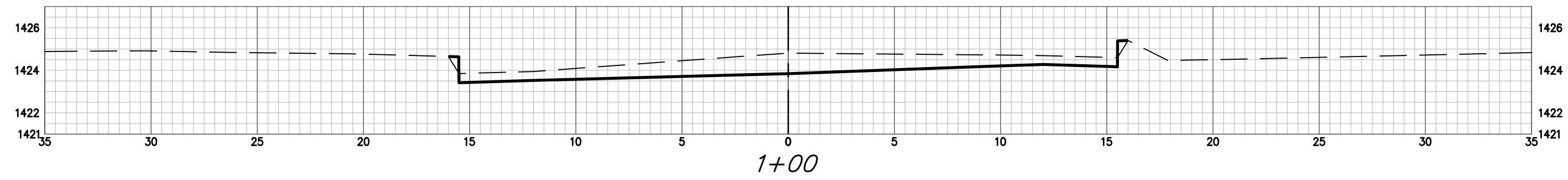
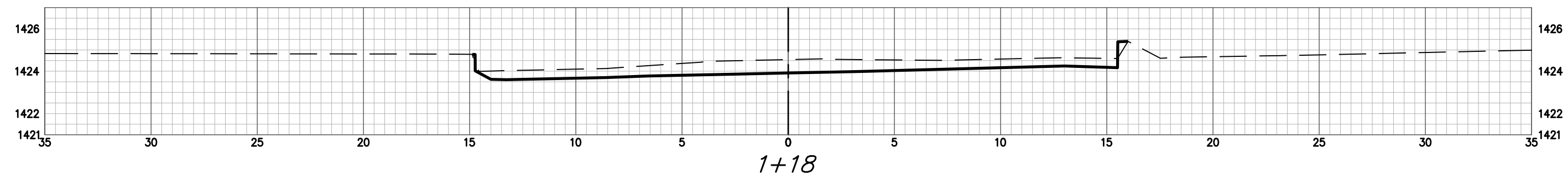
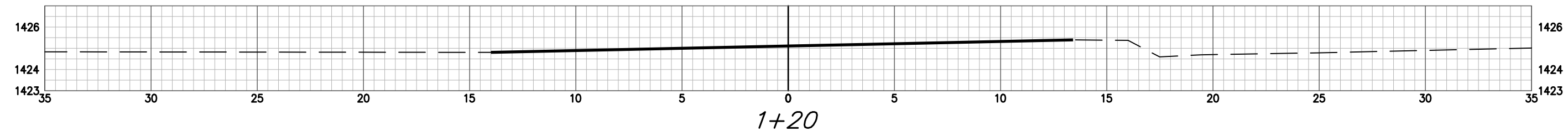




IKE CT HAMMERHEAD CY Excavation (unadjusted)				IKE CT HAMMERHEAD CY Loose Fill (unadjusted)			
Station	Area	Volume	Total	Station	Area	Volume	Total
0+00	0.00	0.00	0.00	0+00	0.00	0.00	0.00
0+02	15.96	0.59	0.59	0+02	0.22	0.01	0.01
0+26	19.56	15.79	16.38	0+26	0.38	0.27	0.28
0+60	26.31	28.89	45.26	0+60	0.19	0.36	0.64
1+00	19.56	33.98	79.25	1+00	0.38	0.43	1.06
1+18	14.63	11.40	90.64	1+18	0.22	0.20	1.26
1+20	0.00	0.54	91.19	1+20	0.00	0.01	1.27



IKE CT HAMMERHEAD



**BAUGHMAN  
COMPANY**  
315 Ellis St.  
Wichita, KS 67211  
316-262-7271  
BaughmanCo.com

ABILENE PLACE ADDITION  
PHASE I

**EARTHWORK  
CROSS  
SECTIONS**

Street Paving Improvements

PROJECT NUMBER:  
472-2021-085724

DESIGN: DMV DRAWN: JAK  
DATE: March 6, 2023

SHEET **22** OF **25**

File: E:\Projects\Abilene Place Addition\_20-03-P540\Engineering\Phase 1\STR\_21-03-E877\STR\_21-03-E877.dwg