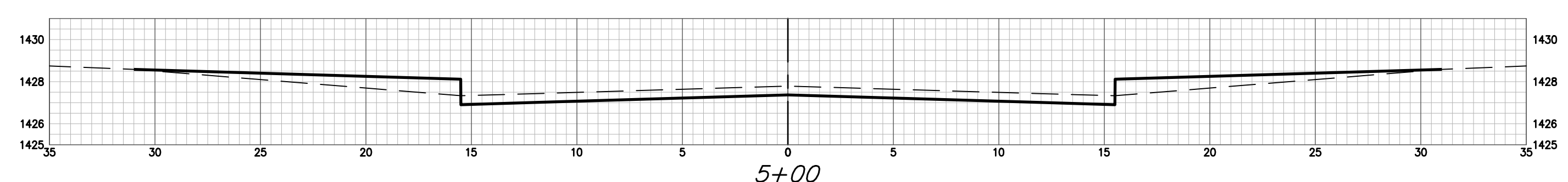
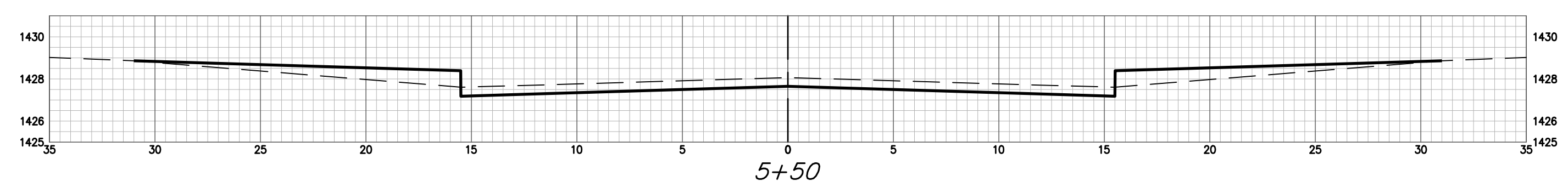
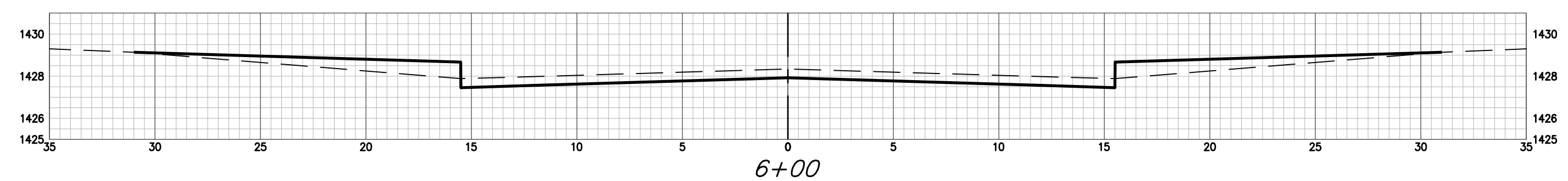
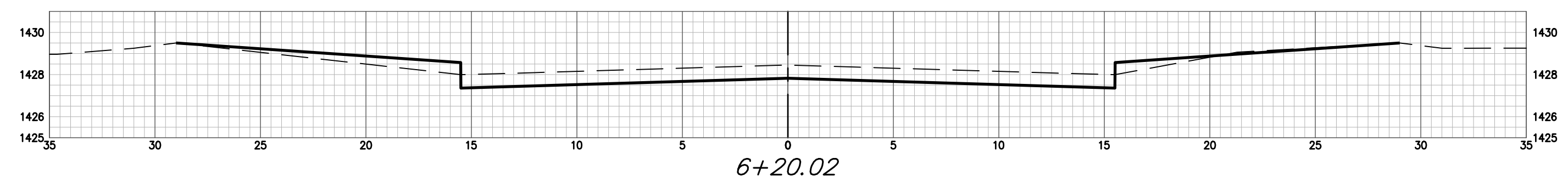




IKE CT CY Excavation (unadjusted)				IKE CT CY Loose Fill (unadjusted)			
Station	Area	Volume	Total	Station	Area	Volume	Total
0+34	12.96	0.00	0.00	0+34	12.13	0.00	0.00
0+50	12.96	7.68	7.68	0+50	12.13	7.19	7.19
1+00	12.96	24.01	31.69	1+00	12.13	22.46	29.65
1+50	12.96	24.01	55.69	1+50	12.13	22.46	52.11
2+00	12.96	24.01	79.70	2+00	12.13	22.46	74.57
2+50	12.96	24.01	103.70	2+50	12.13	22.46	97.03
3+00	12.96	24.01	127.71	3+00	12.13	22.46	119.49
3+50	12.96	24.01	151.71	3+50	12.13	22.46	141.95
4+00	12.96	24.01	175.72	4+00	12.13	22.46	164.41
4+50	12.96	24.01	199.72	4+50	12.13	22.46	186.87
5+00	12.96	24.01	223.73	5+00	12.13	22.46	209.32
5+50	12.96	24.01	247.74	5+50	12.13	22.46	231.78
6+00	12.96	24.01	271.74	6+00	12.13	22.46	254.24
6+20.02	19.91	12.21	283.95	6+20.02	5.28	6.31	260.56



IKE CT



**BAUGHMAN  
COMPANY**  
315 Ellis St.  
Wichita, KS 67211  
316-262-7271  
BaughmanCo.com

ABILENE PLACE ADDITION  
PHASE I

**EARTHWORK  
CROSS  
SECTIONS**

Street Paving Improvements

PROJECT NUMBER:  
472-2021-085724

DESIGN: DMV DRAWN: JAK  
DATE: March 6, 2023

SHEET OF  
**23 25**