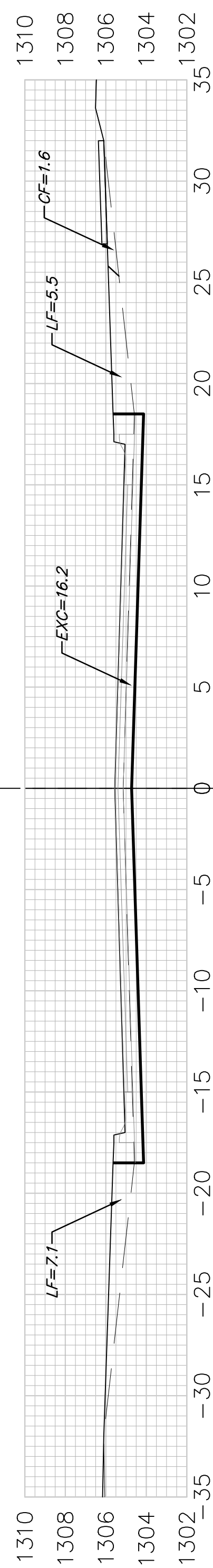
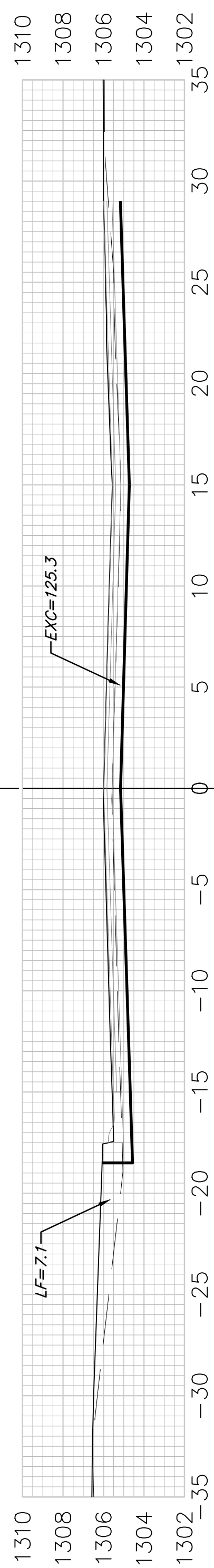


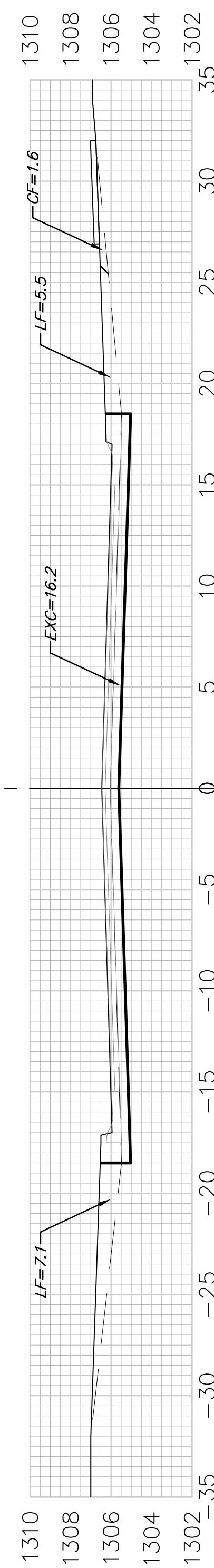
EXC = 10.8
LF = 8.4
CF = 1.1



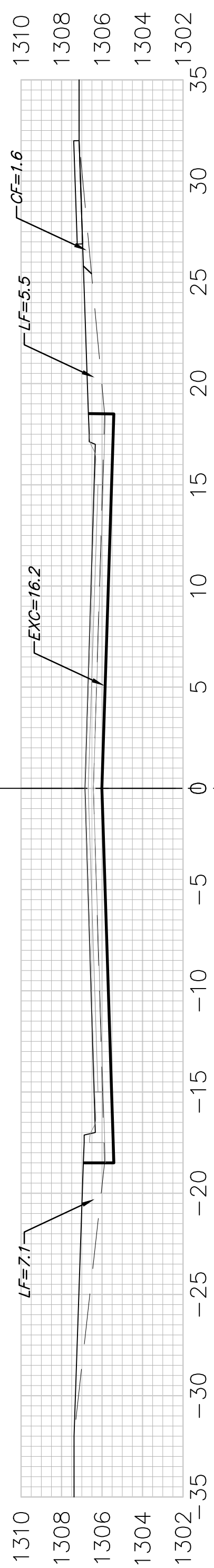
EXC = 61.8
LF = 8.6
CF = 0.7



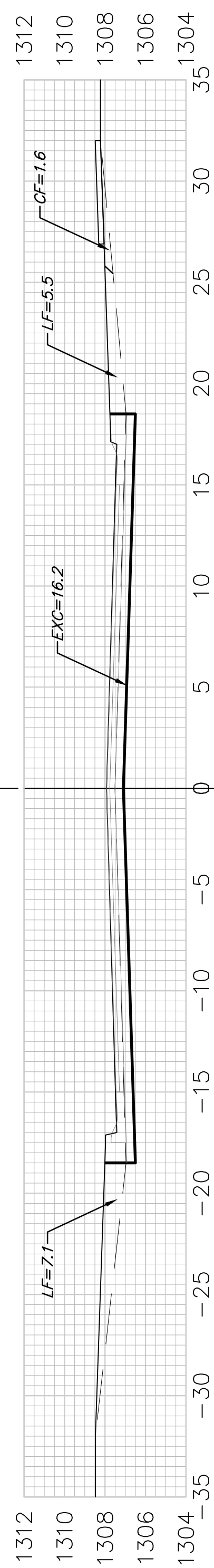
EXC = 61.8
LF = 8.6
CF = 0.7



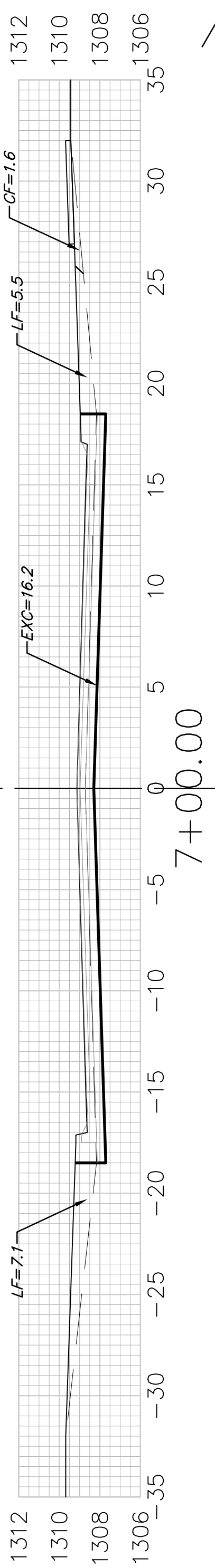
EXC = 20.9
LF = 16.3
CF = 2.1



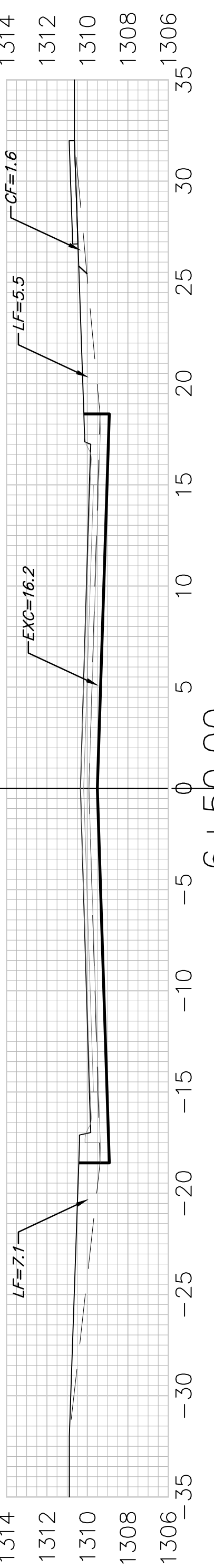
EXC = 30.0
LF = 23.3
CF = 3.0



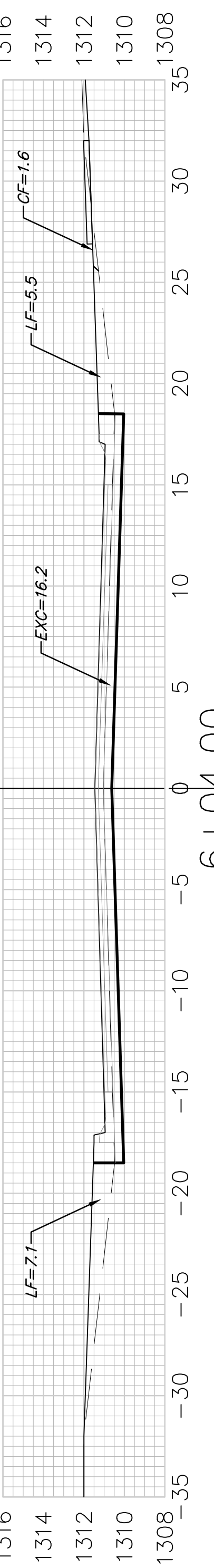
EXC = 30.0
LF = 23.3
CF = 3.0




EXC = 30.0
LF = 23.3
CF = 3.0



EXC = 27.6
LF = 21.5
CF = 2.7



42ND ST. S.



**BAUGHMAN
COMPANY**

315 Ellis St.
Wichita, KS 67211
316-262-7271
BaughmanCo.com

COLT MEADOWS ADD.
Phase 1

**CROSS
SECTIONS**

STREET
IMPROVEMENTS

PROJECT NUMBER:
22-04-E166

DESIGN: NBW DRAWN: TMS

DATE: April 28, 2022

SHEET **23** OF **32**

Sheet Totals
Excavation = 302.9 C.Y.
Loose Fill = 133.3 C.Y.
Compacted Fill = 19.3 C.Y.