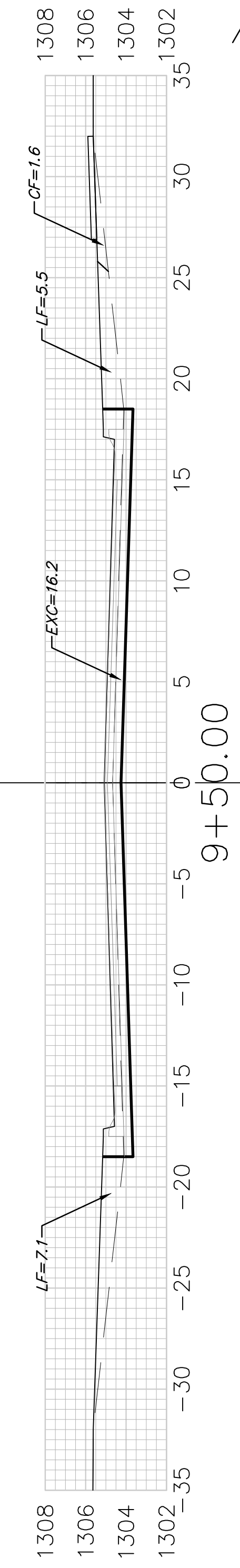
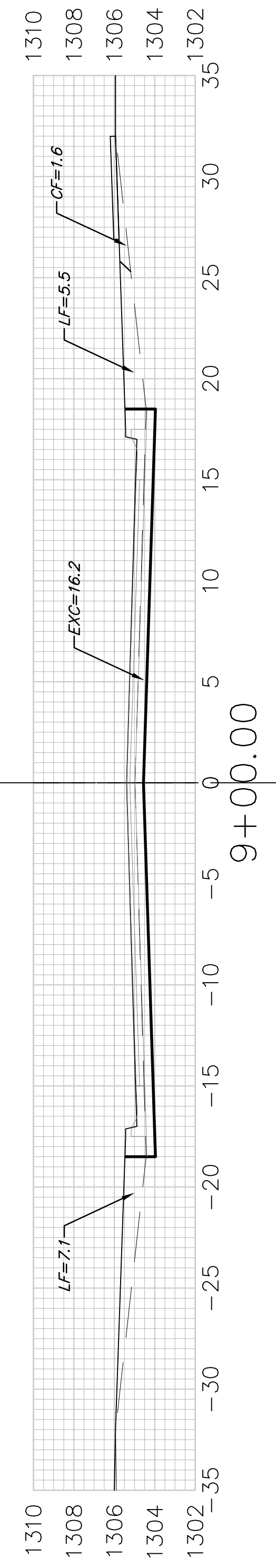



EXC = 31.4  
 LF = 24.5  
 CF = 3.1



EXC = 30.0  
 LF = 23.3  
 CF = 3.0



Sheet Totals  
 Excavation = 61.4 C.Y.  
 Loose Fill = 47.8 C.Y.  
 Compacted Fill = 6.1 C.Y.



**BAUGHMAN  
 COMPANY**

315 Ellis St.  
 Wichita, KS 67211  
 316-262-7271  
 BaughmanCo.com

COLT MEADOWS ADD.  
 Phase 1

**CROSS  
 SECTIONS**

STREET  
 IMPROVEMENTS

PROJECT NUMBER:  
 22-04-E166

DESIGN: NBW DRAWN: TMS

DATE: April 28, 2022

SHEET **24** OF **32**

42ND ST. S.