

J:\PROJECTS\2021\101010674_COW RIVERSIDE WATER MAIN REPLACEMENT\00 XXXXXX CAD\SHOTS\05 CIVIL\WTR\PH2\1674-65-1004-PL2.DWG
 PLOTTED: Tuesday, August 16, 2022 @ 11:20AM

WATER MAIN REPLACEMENT PLANS

TO SERVE

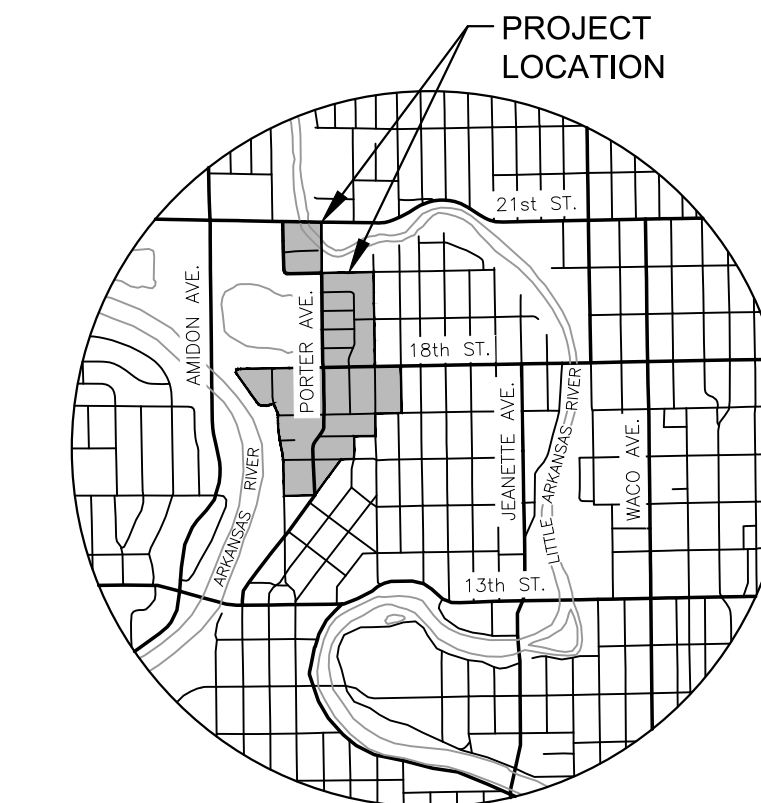
RIVERSIDE WATER MAIN REPLACEMENT

PROJECT NO. 448-2021-017906

THE CITY OF WICHITA, KANSAS
 GARY JANZEN, P.E. - CITY ENGINEER

ORG NO. 54250019

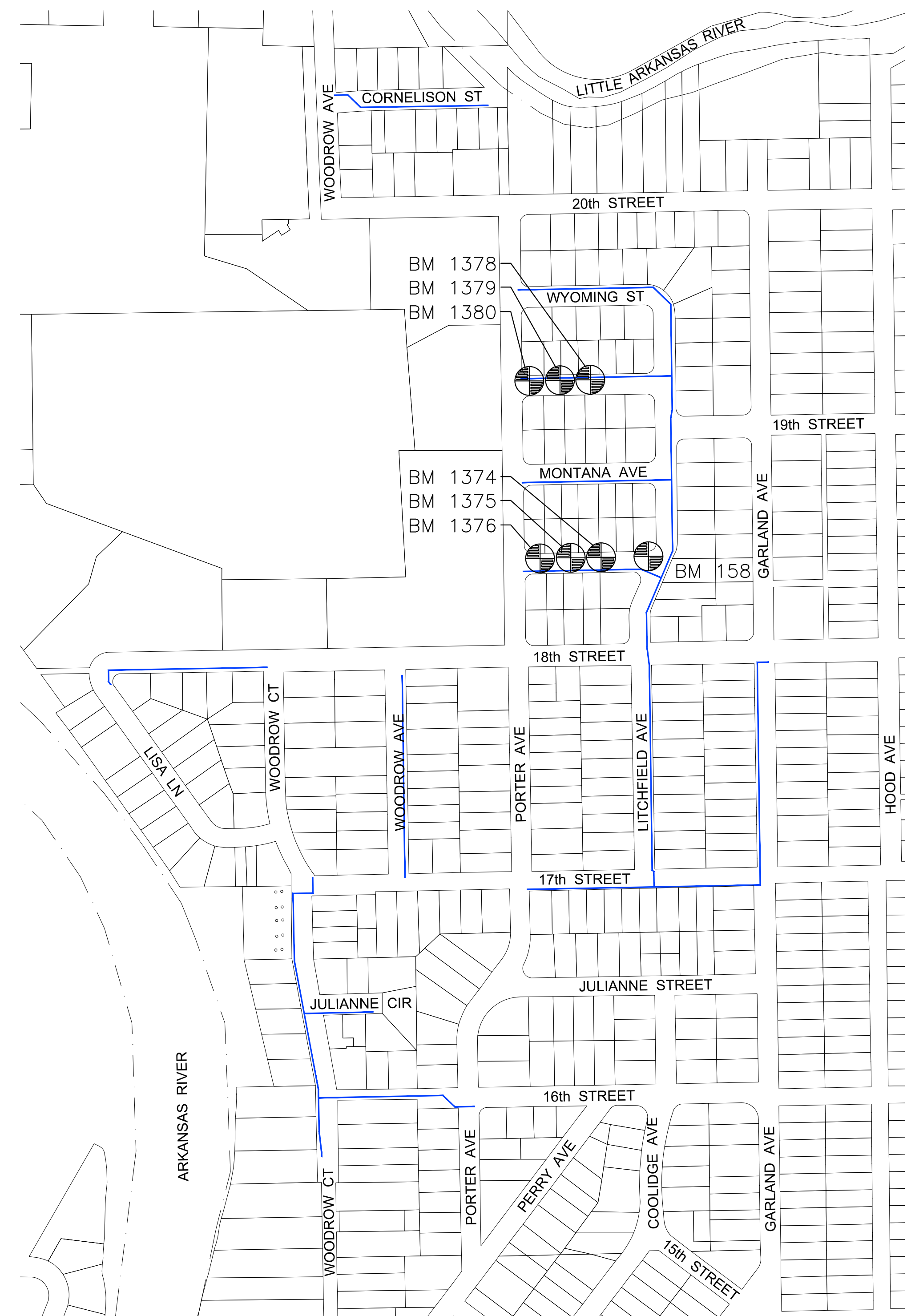
MUNIS NO. W9025



VICINITY MAP

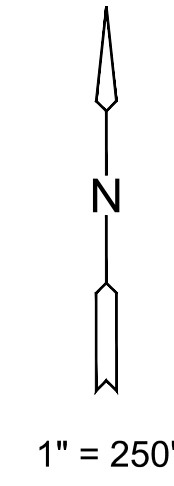
INDEX TO DRAWINGS

SHEET NO.	DESCRIPTION
01	TITLE SHEET
02	GENERAL NOTES
03	CONTROL POINTS
04	WATER ASSEMBLY DETAILS
05	WATER SERVICE DETAILS
06	WATER SERVICE TABLES & FIRE HYDRANT SUMMARY
07-08	DISCONNECTS
09	DISCONNECT & PATCH DETAILS
10-17	WATER LINE PLANS
18-20	DRIVE DETAILS
21-25	TRAFFIC CONTROL DETAILS
26-30	BMP SHEETS



BENCHMARKS

BM #158	N=1697316.18, E=1643327.58 ELEV.=1310.01
BM #1374	N=1697313.31, E=1643179.42 ELEV.=1310.18
BM #1375	N=1697312.35, E=1643126.50 ELEV.=1310.23
BM #1376	N=1697311.43, E=1643074.13 ELEV.=1310.01
BM #1378	N=1697832.22, E=1643116.83 ELEV.=1310.88
BM #1379	N=1697831.40, E=1643068.63 ELEV.=1310.94
BM #1380	N=1697830.34, E=1643016.47 ELEV.=1310.92



NOTE: WATER LINE VALVES TO BE OPERATED BY CONTRACTOR ONLY IF WATER INSPECTOR IS ON SITE.

DESIGN-BUILD PLANS AND ANTICIPATED ALIGNMENTS ARE ISSUED FOR BIDDING PER THE CITY OF WICHITA'S APPROVAL



RIVERSIDE WATER MAIN REPLACEMENT
 PHASE 2



©2022 MKEC Engineering All Rights Reserved www.mkec.com
 These drawings and their contents, including, but not limited to, all concepts, designs, & ideas are the exclusive property of MKEC Engineering (MKEC), and may not be used or reproduced in any way without the express consent of MKEC.

TITLE SHEET

PROJECT NO.	448-2021-017906	
DATE	AUG 2022	
SCALE	1" = 250'	
DESIGNED	DRAWN	CHECKED
DFL	JWC	KDA

NO.	REVISION	DATE
0	ISSUED FOR APPROVAL	08/16/22

SHEET NO.
01 OF 30