

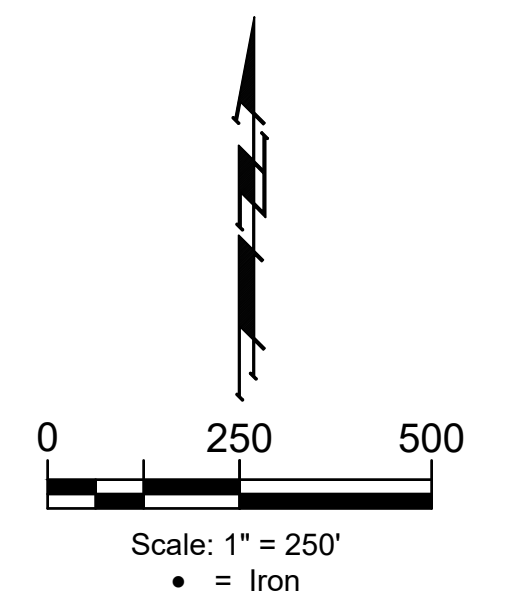


BENCHMARKS:
 RR spike in asphalt, SW Cor.,
 N1/2, SW1/4, Sec. 34, TWP. 26-S,
 R-2-E.
 Elev. = 1400.59 NAVD

RR spike in E. face of power pole,
 174± N. of S. line, N1/2, SW1/4
 & 49± E. of W. line, SW1/4, SEC.
 34, TWP. 26-S, R-2-E.
 Elev. = 1398.64 NAVD88

RR spike in S. face of power pole,
 294± S. of N. line, SW1/4, &
 48± E. of W. line, SW1/4, SEC. 34,
 TWP. 26-S, R-2-E.
 Elev. = 1386.14 NAVD88



**BAUGHMAN
 COMPANY**
 315 Ellis St.
 Wichita, KS 67211
 316-262-7271
 BaughmanCo.com

TURKEY CREEK 4TH
 ADDITION - PHASE III

COORDINATES

SANITARY SEWER
 IMPROVEMENTS
 PROJECT NUMBER:
 468-2020-016815
 DESIGN: DMV DRAWN: JAK
 DATE: June 3, 2022
 SHEET OF
14 16

File: E:\Projects\Turkey Creek 4th_1\Engineering\Phase 3\SS_22-06-E216\SS_22-06-E216.dwg