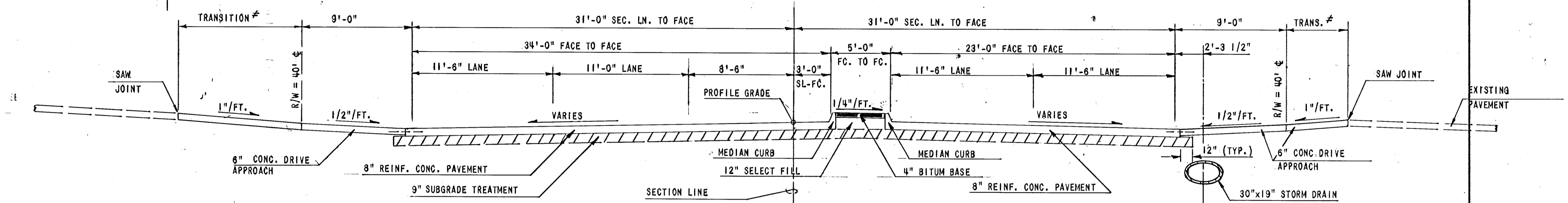
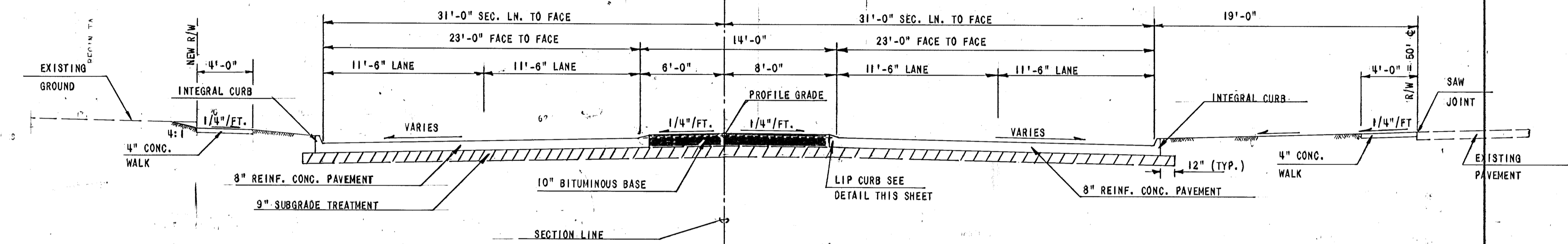


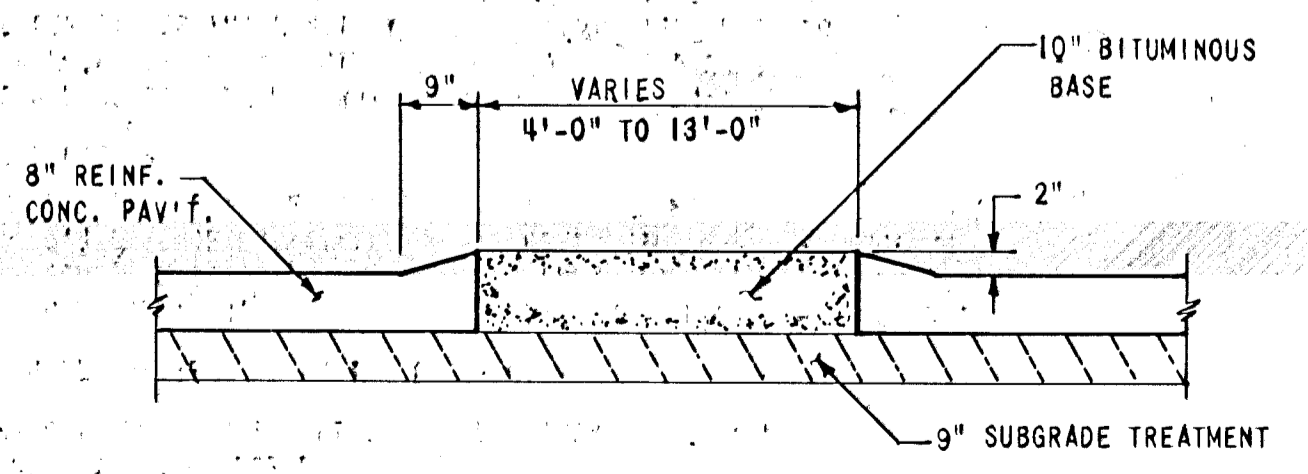
PLAN - NORTH MEDIAN
1" = 30'



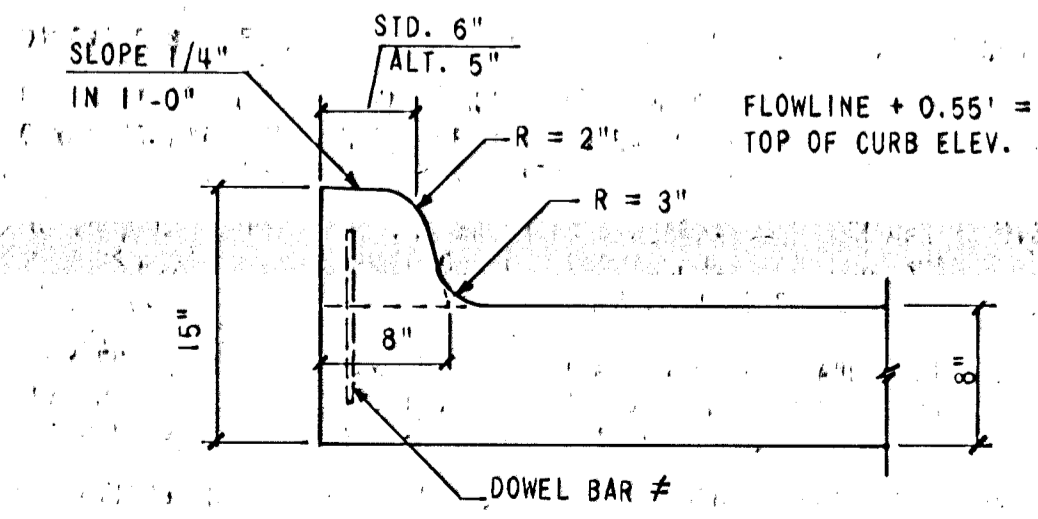
TYPICAL SECTION - STA. 11+00
1" = 5' H & V



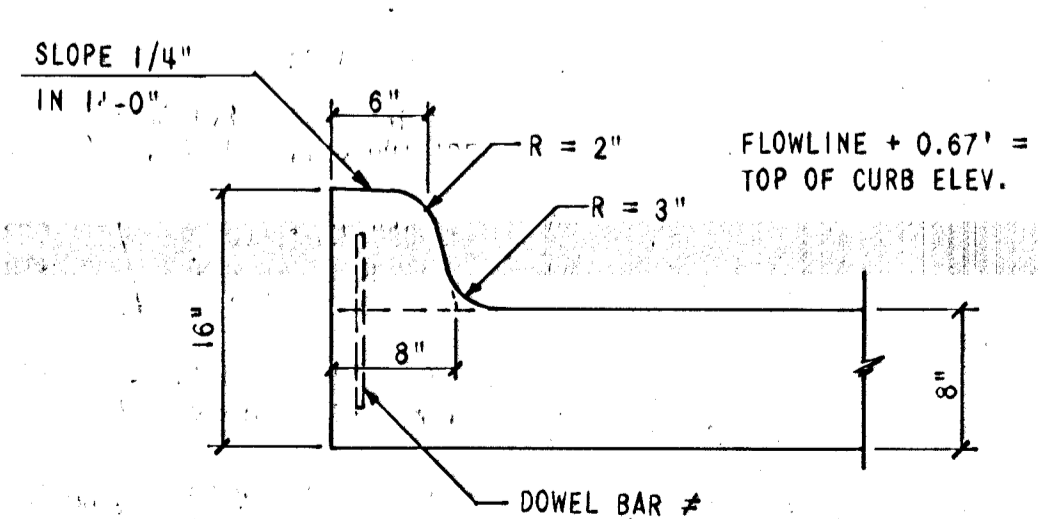
SECTION - STA. 14+26
1" = 5' H & V



MEDIAN DETAIL WITH LIP CURB



DETAIL OF INTEGRAL CURB
NO. 4 OR NO. 6 DOWEL BARS INSTALLED AT 2'-6" CENTERS MAXIMUM



DETAIL NON MOUNTABLE MEDIAN CURB

*REPLACE EXISTING PAVEMENT OUTSIDE RIGHT OF WAY WITH "LIKE KIND". MINIMUM REPLACEMENT PAVEMENT SHALL BE 5" ASPHALT, 5" PLAIN CONCRETE WITH 2" ASPHALT OVERLAY, OR 6" PLAIN CONCRETE, DEPENDING ON PAVEMENT REMOVED

| REVISION | DATE | BY |
|----------|------|----|
| | | |
| | | |
| | | |
| | | |

CITY OF WICHITA PROJECT NO. 472-76-245-81101-000-000-001

WICHITA KANSAS
OLIVER AT KELLOGG
(TYPICAL SECTIONS AND DETAILS)

| | | | |
|---------------|--------------|---|---------------------|
| DESIGN BGR | DRAWN MEK | WILSON & COMPANY ENGINEERS & ARCHITECTS WICHITA - KANSAS | DATE: JAN. 1982 |
| | | | FILE NO. 81-3238 |
| | | | SHEET NO. 4 |
| | | | OF 22 |