PROJECT NO.	FISCAL YEAR	SHEET NO.	TOTAL SHEETS
*	1982	17	22

* 472-76-245-81101-000-000-001

MANHOLE RING and COVER

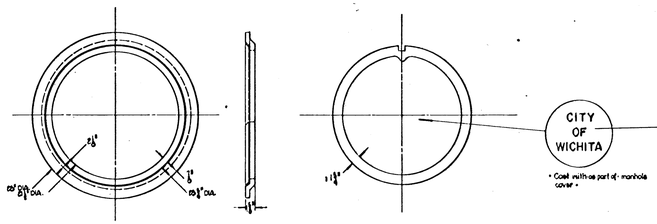

CITY OF WICHITA

Pattern available from the Traffic Engineering Division, Central Maintenance Facility

* Cast with as part of manhole cover *

Manhole Ring & Cover Model RG-250 may be purchased from Western Iron & Foundry

Unless otherwise noted on the plans the service box cover may either be constructed of reinforced plastic mortar or, in nontraffic areas, of expansion cast ABS Thermoplastic, in lieu of cast iron.

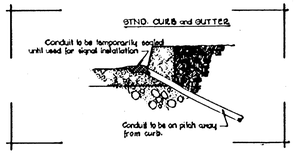

SERVICE BOX DETAILS

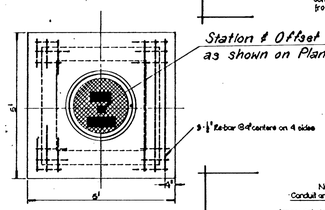

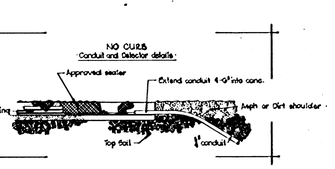

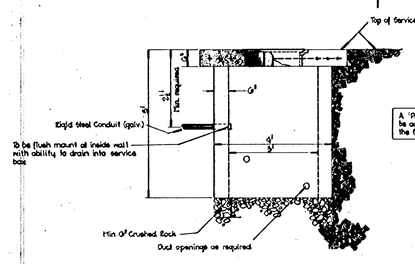

A "Pre-cast" Service box with an open bottom will be accepted as an alternate; Subject to approval by the Engineer.

3" Rigid Steel (galv.) Conduit between Service Boxes
1 1/4" " " " " - Service Boxes and Junction Boxes
3/4" " " " " - Junction Boxes and Curb face

JUNCTION BOX DETAILS

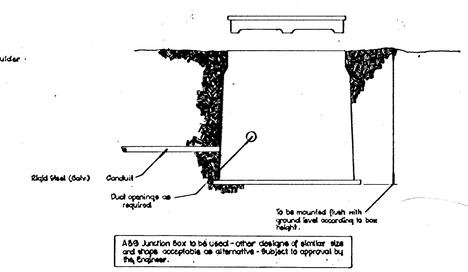

ABS Junction Box to be used - other designs of similar size and shape acceptable as alternative - Subject to approval by the Engineer.

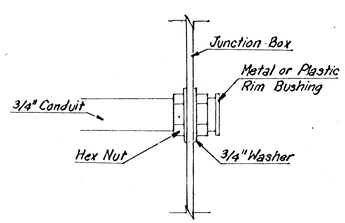

JUNCTION BOX DETAIL AT CONDUIT OPENING

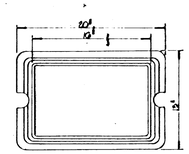

JUNCTION BOX COVER

TRAFFIC SIGNAL

Conduit connections to service boxes shall extend to the inside face of the wall & be terminated with a cable bushing.
Conduit at inside face of service box shall be sealed with a Thunderline Corp. Link Seal or similar approved equal.

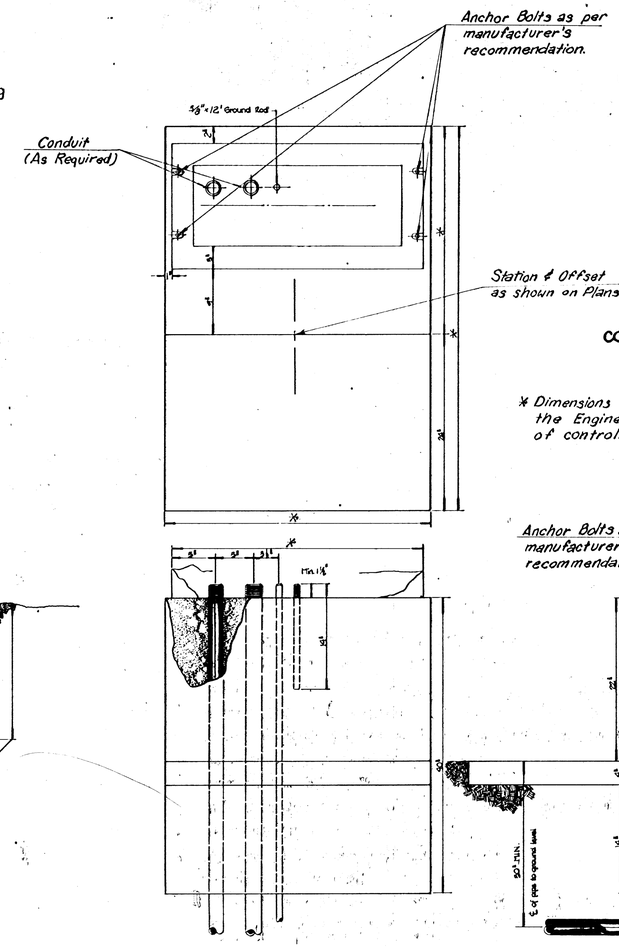

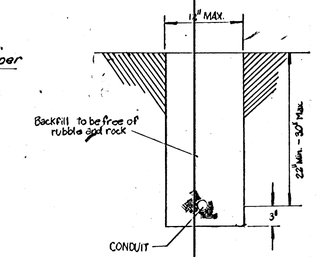

CONTROLLER PAD DETAILS

* Dimensions to be determined by the Engineer upon submission of controller cabinet shop drawings.

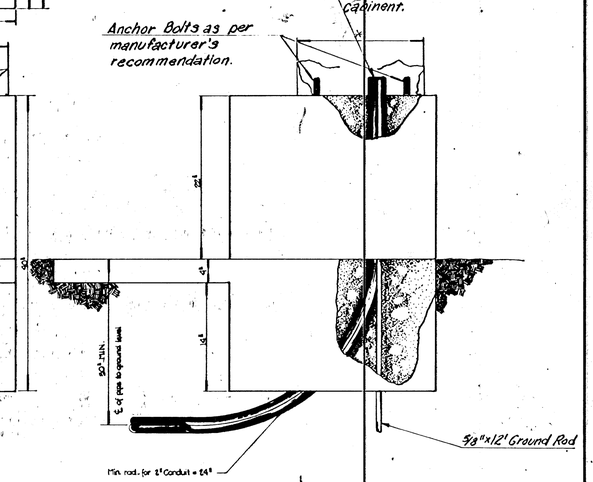

Slope conduit to drain as directed by the Engineer.

SERVICE BOX + JUNCTION BOX DETAILS

SCALE NONE	APPROVED BY	DATE
DRAWN BY Geal		REVISED

DEPARTMENT OF PUBLIC WORKS
TRAFFIC ENGINEERING DIVISION

CITY TRAFFIC ENGINEER | DRAWING NUMBER