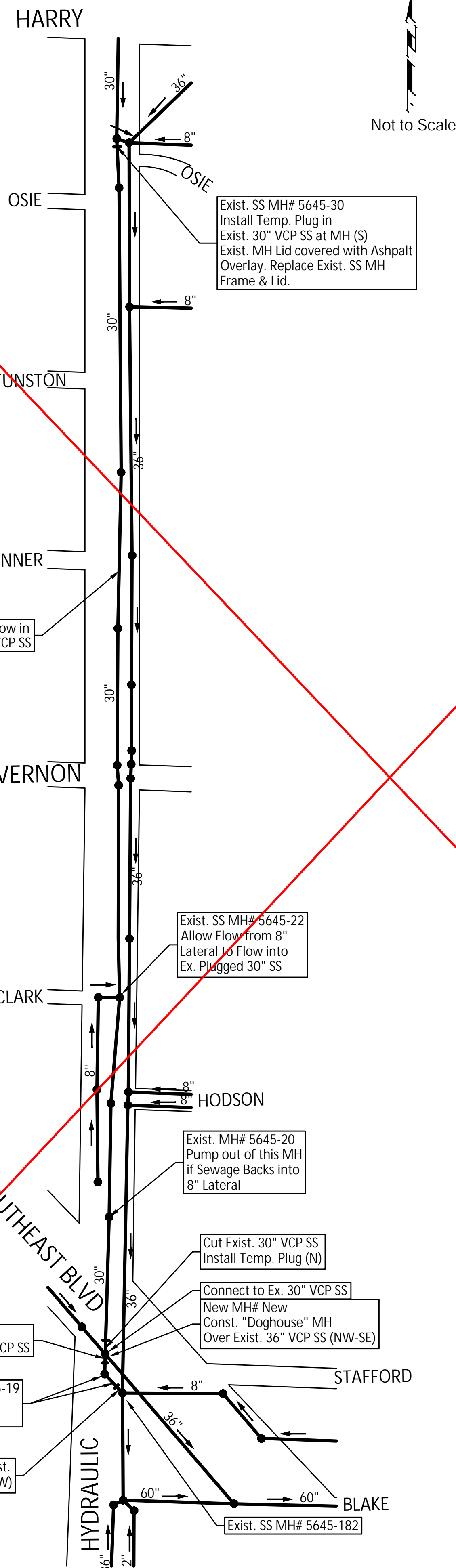


CONSTRUCTION SEQUENCE:

1. Near Osie Street, Install Temporary Plug in Exist. 30" SS Pipe(s), at Exist. SS MH# 5645-30.
2. Allow Exist. 30" SS to drain South, then Cut and Plug Exist. 30" SS Pipe North of New MH# New, located over Exist. 36" SS in Hydraulic Avenue.
3. Allow Exist. 8" SS Lateral to drain into Plugged Exist. 30" SS Line at Exist. SS MH# 5645-22, near Clark Street.
4. Construct New "Doghouse" Style SS MH# New over Exist. 36" SS in Hydraulic Avenue.
5. Don't Cut Top half of Exist. 36" SS Pipe until New SS MH# New has Passed Vacuum Testing.
6. Cut out Top half of Exist. 36" SS Pipe in SS MH# New. Remove both Temporary Plugs in Exist. 30" SS Pipe North of New SS MH# New.

GENERAL NOTES:

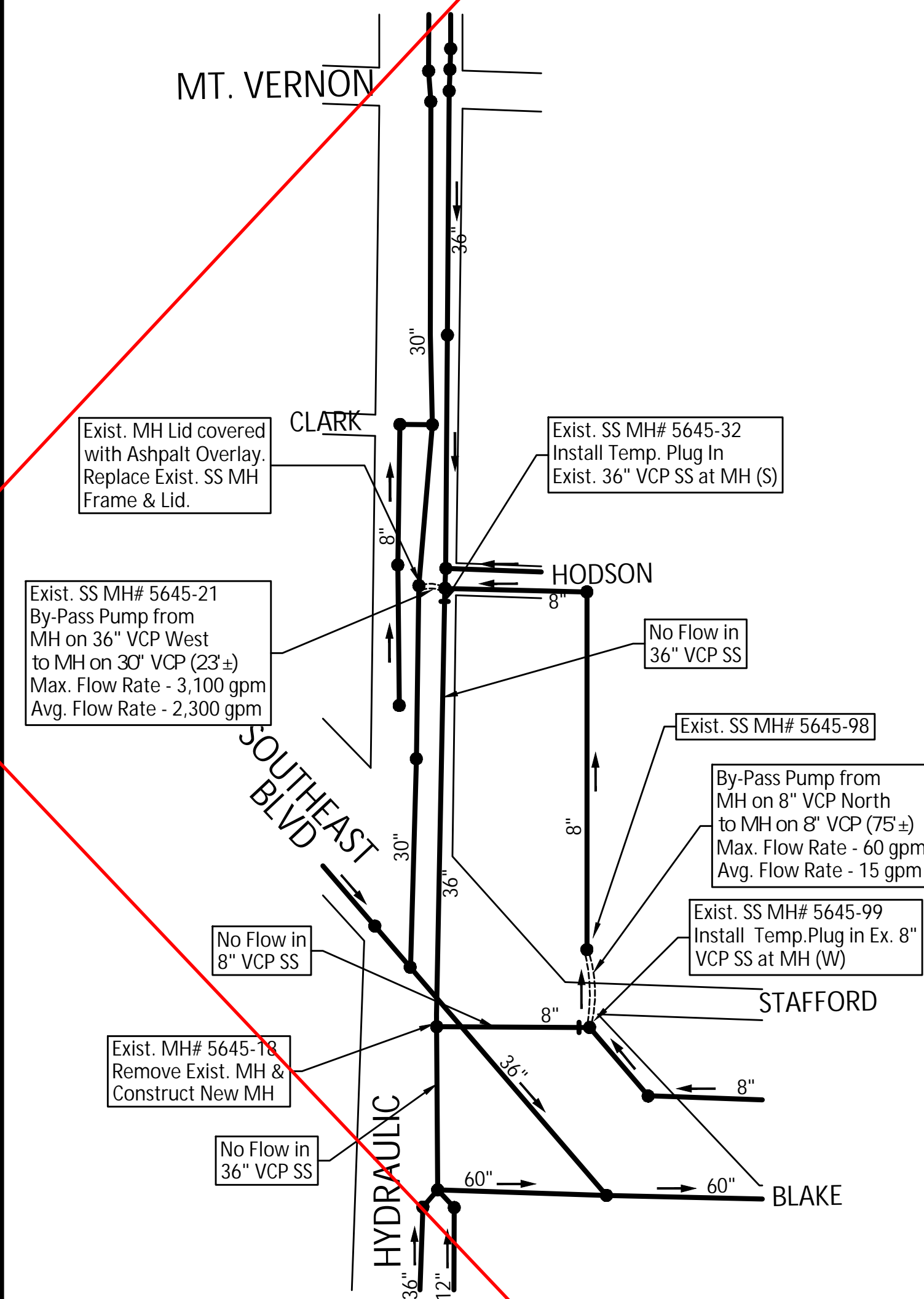
1. Once the Exist. 30" SS Pipe is Plugged, the New SS MH# New must be Constructed & Operational, as Soon as Possible, to prevent the Exist. 8" SS Lateral Line from Filling the Exist. 30" SS Line and Backing Up Sewage Flow. If Exist. 8" SS Lateral Line Begins to Fill and Back Flow, Sewage MUST be Pumped Out of Exist. SS MH# 5645-20, located North of Intersection in Hydraulic Avenue.
2. If Pumping Sewage Backflow is Required, Erect Traffic Control per KDOT Detail TE700 and TE702, Sheets 11 & 12.



SEWAGE FLOW CONTROL PHASE 1

CONSTRUCTION SEQUENCE:

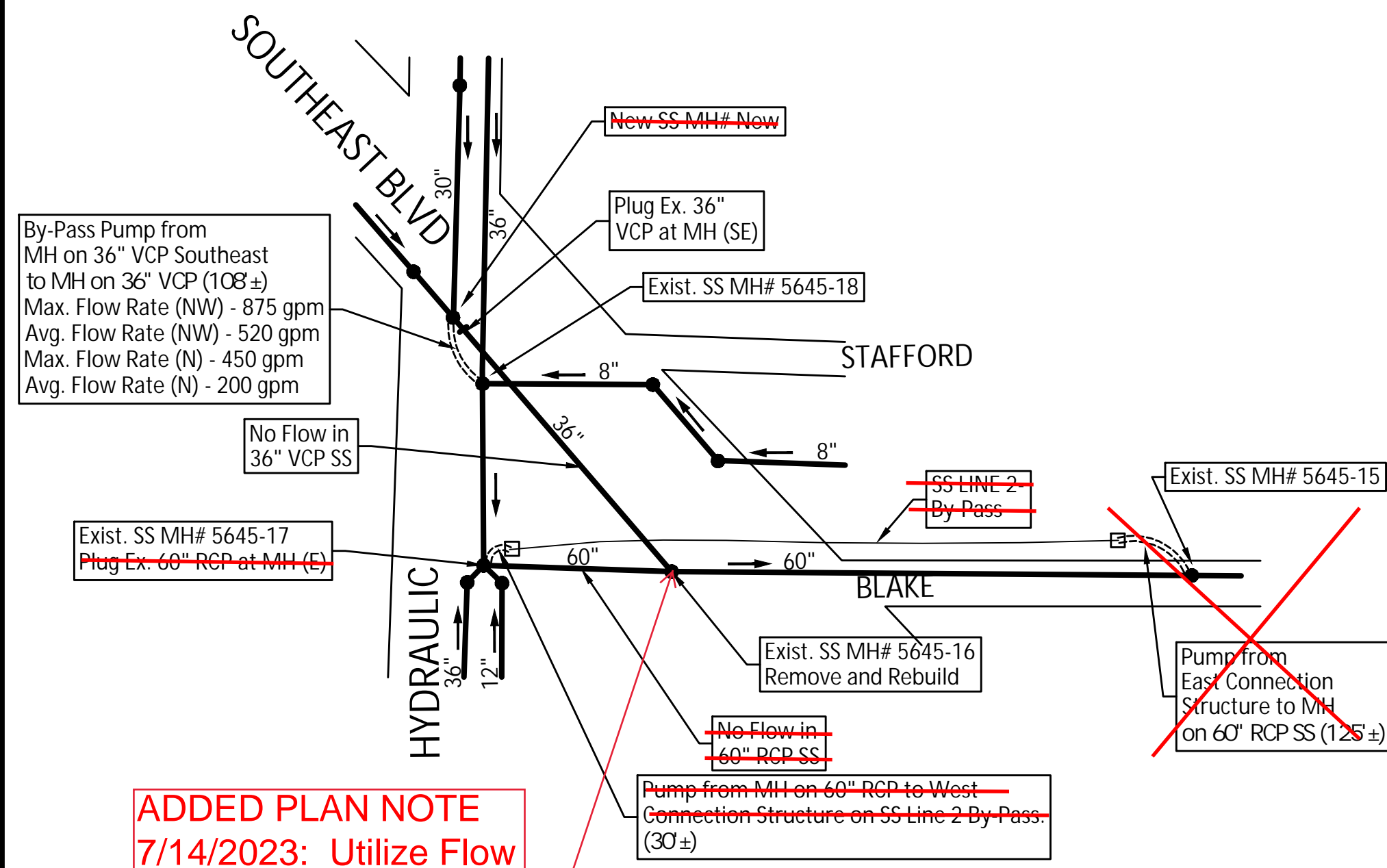
1. At Southeast corner of Hodson & Hydraulic Avenue, Install Temporary Plug in 36" VCP SS (S), at Exist. SS MH# 5645-32.
2. Pump Sewage from Exist. SS MH# 5645-32, West to Exist. SS MH# 5645-21, located over Exist. 30" SS.
3. At Southeast corner of Stafford & Southeast Blvd., Install Temporary Plug in Exist. 8" VCP SS (W), at Exist. SS MH# 5645-99.
4. Pump Sewage from Exist. SS MH# 5645-99, North across Stafford to Exist. SS MH# 5645-98, located over 8" VCP SS in Alley.
5. Remove & Replace Exist. SS MH# 5645-18, over Exist. 36" VCP SS (N-S), located in Hydraulic Avenue at Sta. 1+13.13, SS Line 1. See Sheet 3.



SEWAGE FLOW CONTROL PHASE 2

CONSTRUCTION SEQUENCE:

1. At Intersection of Hydraulic Avenue and Southeast Blvd., Install Temporary Plug in 36" VCP SS (SE), at New SS MH# New.
2. Pump Sewage from New SS MH# New Southeast to Rebuilt SS MH# 5645-18, located over Exist. 36" SS (N-S) and 8" (E).
3. In Hydraulic Avenue, Install Temporary Plug in 60" RCP(E), at Exist. SS MH# 5645-17.
4. Pump Sewage from Exist. SS MH# 5645-17, into West Connection Structure - SS Line 2 By-Pass.
5. Pump Sewage from East Connection - SS Line 2 By-Pass into Exist. SS MH# 5645-15, located in Blake Street.
6. Remove & Replace Exist. SS MH# 5645-16, over Exist. 60" RCP SS (E-W), and Exist. 36" SS (NW) located between Railroad Tracks and Southeast Blvd.





SEWAGE FLOW CONTROL PHASE 3

GENERAL NOTES:

1. The Contractor SHALL Limit the Amount of Time the Flow Through By-Pass is in Place to 4 Days.

ADDED PLAN NOTE
7/14/2023: Utilize Flow through device for 60" flow control while 36" NW by SE line is being bypassed to the 36" N by S line.



BAUGHMAN COMPANY
315 Ellis St.
Wichita, KS 67211
316-262-7271
BaughmanCo.com

HYDRAULIC & SE BLVD SS

SANITARY SEWER SEWAGE FLOW CONTROL

CAPITAL IMPROVEMENT PROJECT

PROJECT NUMBER:
468-85276

DESIGN: ENG DRAWN: JSB
DATE: January 26, 2023

SHEET OF
8 24

File: E:\Projects\Hydraulic & SE Blvd SS-17-11-E672\SS Base.dwg