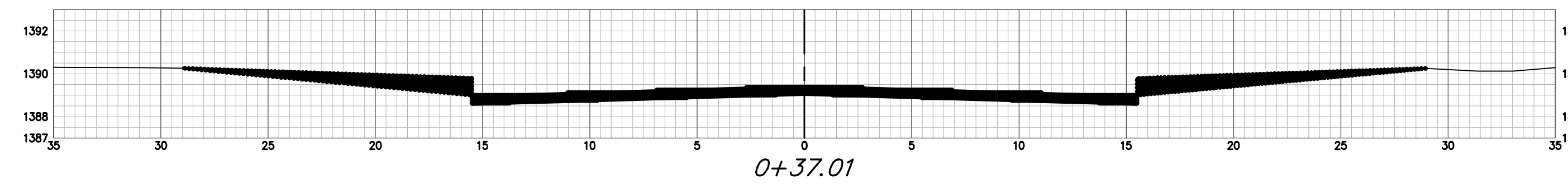
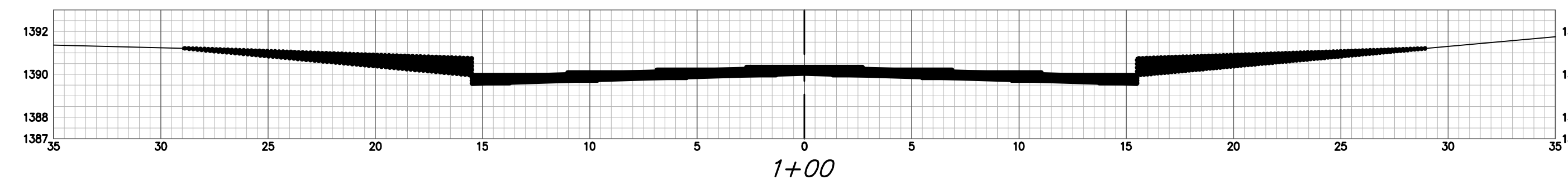
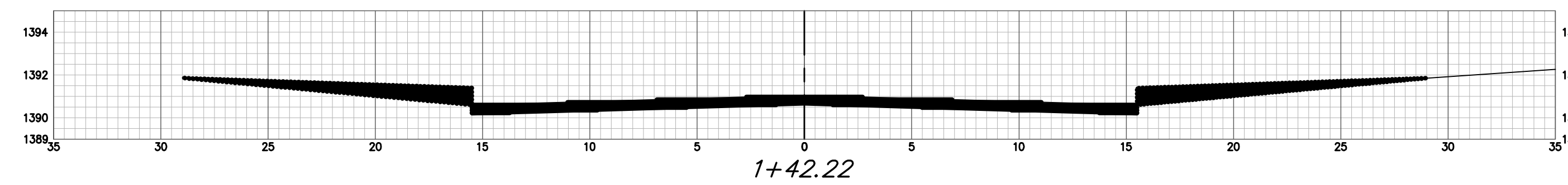



BEECH_ST CY Excavation (unadjusted)			
Station	Area	Volume	Total
0+37.01	12.96	0.00	0.00
1+00	12.96	30.24	30.24
1+42.22	12.96	20.27	50.51

BEECH_ST CY Loose Fill (unadjusted)			
Station	Area	Volume	Total
0+37.01	10.67	0.00	0.00
1+00	10.67	24.89	24.89
1+42.22	10.67	16.68	41.58



BEECH ST



**BAUGHMAN
COMPANY**
315 Ellis St.
Wichita, KS 67211
316-262-7271
BaughmanCo.com

TOWNE PARC 10TH
ADDITION PHASE 1
**EARTHWORK
CROSS
SECTIONS**

Street Paving Improvements
PROJECT NUMBER:

DESIGN: NBW DRAWN: JLD
DATE: 29 August 2023

SHEET OF
40 43

File: E:\Projects\Towne Parc 10th Addition_22-01-P743\Engineering\PHASE 1\STR_22-11-E356\STR.dwg