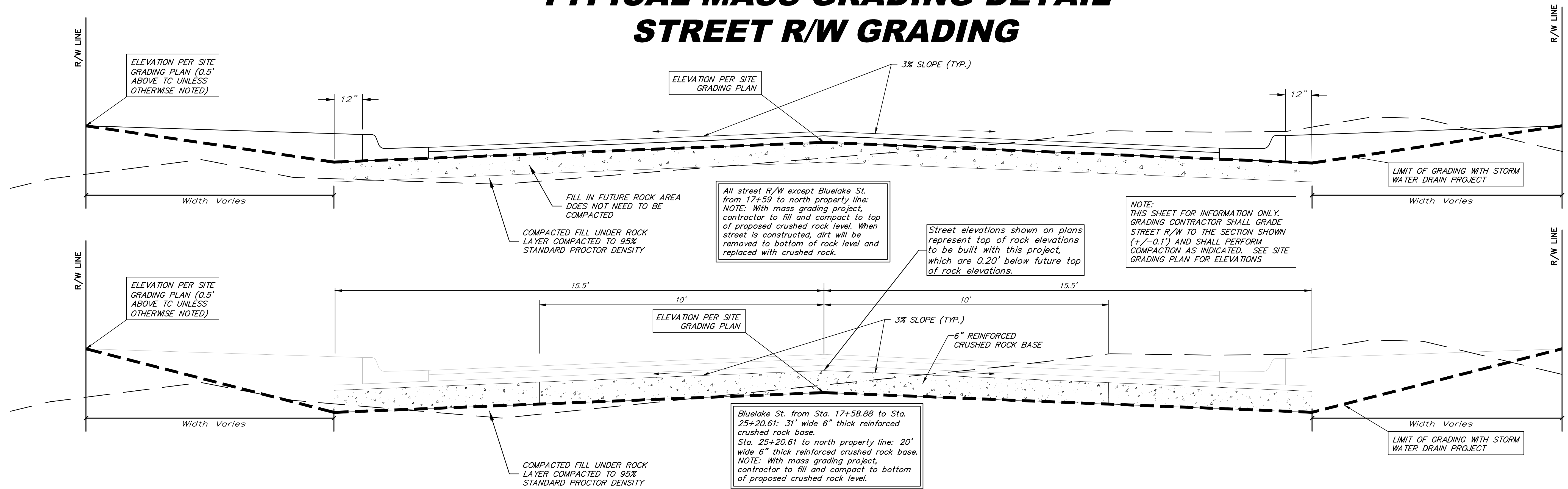


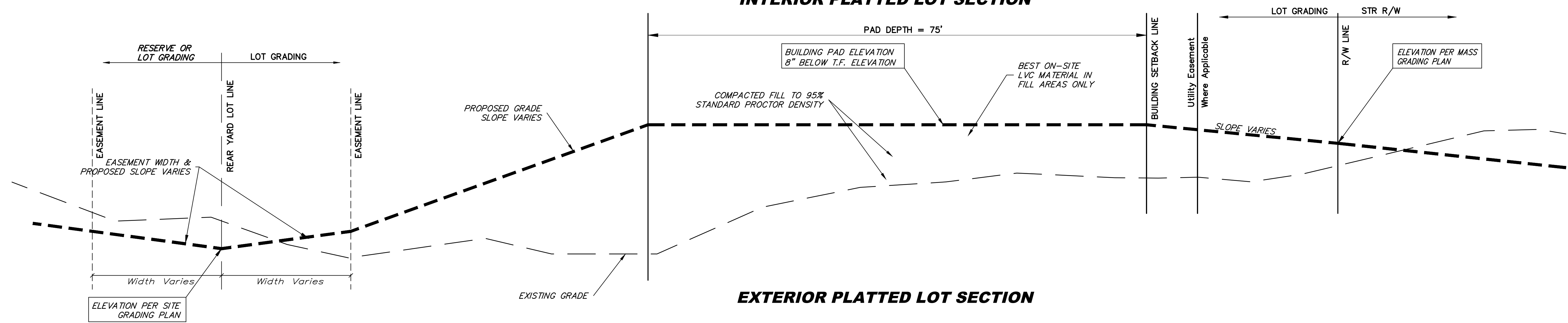
TYPICAL MASS GRADING DETAIL

STREET R/W GRADING

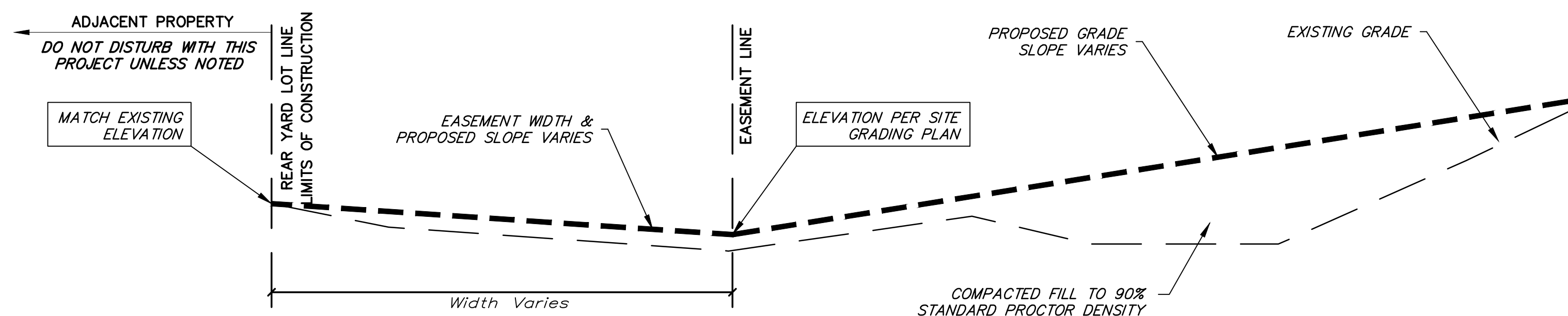


LOT FILL GRADING

INTERIOR PLATTED LOT SECTION



EXTERIOR PLATTED LOT SECTION



NOTE: GRADING CONTRACTOR SHALL GRADE LOTS TO THE SECTION SHOWN (+/-0.2') AND SHALL PERFORM COMPACTION AS INDICATED. SEE SITE GRADING PLAN FOR ELEVATIONS

When trees are present along rear lot line, grade shall match at trunk line and trees shall not be disturbed. Any trimming of trees shall be approved by the engineer and owner.



BAUGHMAN COMPANY
 315 Ellis St.
 Wichita, KS 67211
 316-262-7271
 BaughmanCo.com

BLUE LAKE 3RD ADD.
 Phase I

MASS GRADING DETAIL

STORM WATER DRAIN IMPROVEMENTS

PROJECT NUMBER:
 23-01-E418

DESIGN: DRAWN:
 DATE: October 9, 2023

SHEET OF
14 26