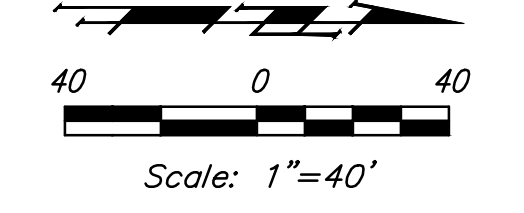




KG&E R/W ESM 1.
(MISC. BK. 397, PG. 581)

*Proposed temporary ditch grades shall take precedence over original spot grades when constructing ditches.



- Existing Grade
- Proposed Grade
- Area to be graded
- ⊗ - Compaction Testing Location
- ⊗ - Proposed Temp. Ditch Grade*

- EROSION CONTROL PLAN LEGEND**
- - DROP INLET PROTECTION
 - - CURB INLET PROTECTION
 - ┌┐ - DITCH CHECKS
 - ✕ - SILT FENCING
 - ~ - STRAW WATTLE DITCH CHECKS
 - ~ - EROSION CONTROL BERM
 - ▨ - BACK OF CURB PROTECTION
 - ▨ - EROSION CONTROL MAT
 - - TEMPORARY DITCH



BAUGHMAN COMPANY
315 Ellis St.
Wichita, KS 67211
316-262-7271
BaughmanCo.com

BLUE LAKE 3RD ADD.
Phase I

MASS GRADING PLAN

STORM WATER DRAIN IMPROVEMENTS

PROJECT NUMBER:
23-01-E418

DESIGN: DRAWN:
DATE: October 13, 2023

SHEET **8** OF **26**

File: E:\Projects\Blue Lake 3rd Add\Engineering\Phase 1\SWD 23-01-E418\SWD.dwg