

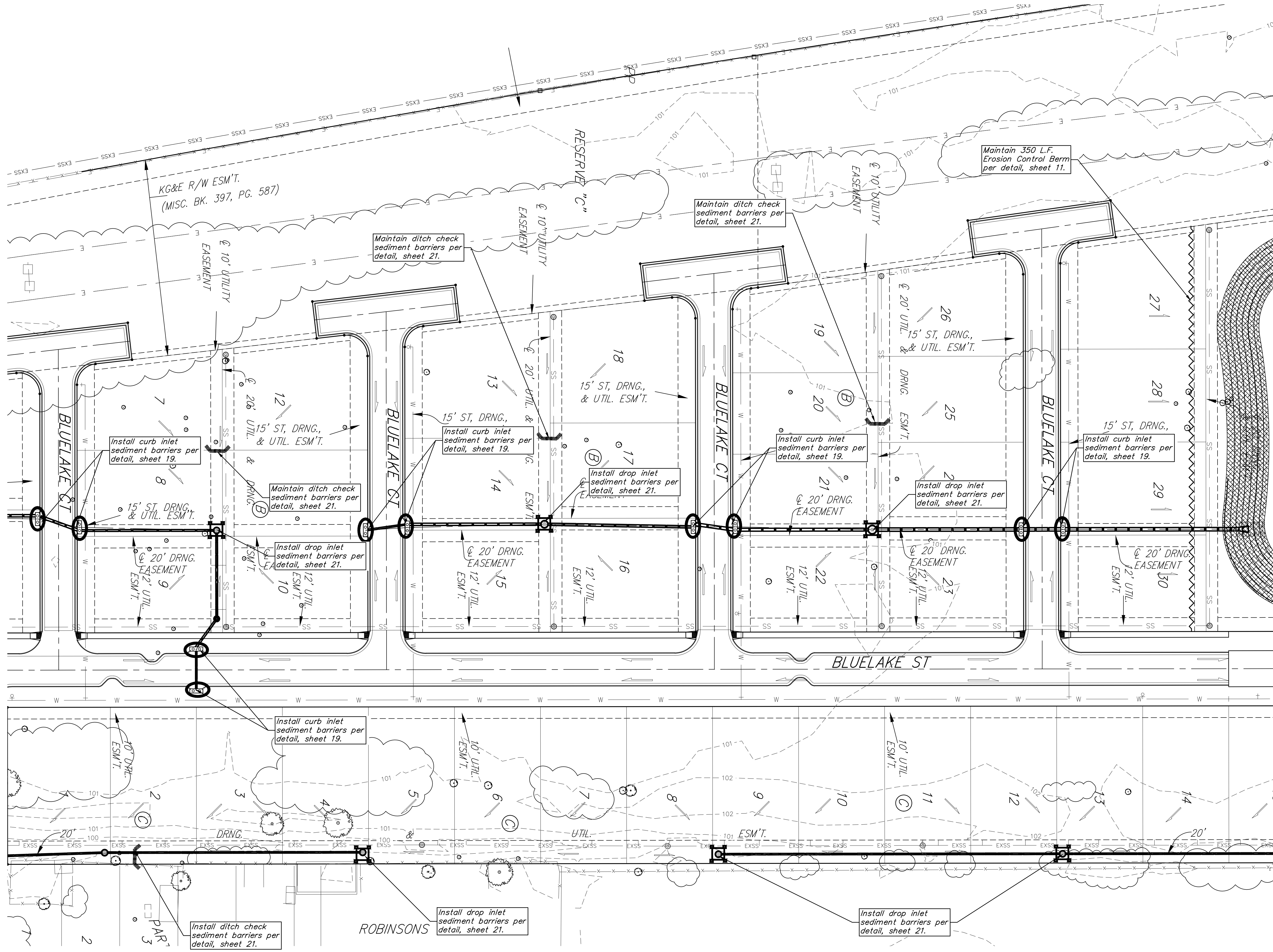


--- 100 --- Existing Grade

**EROSION CONTROL PLAN LEGEND**

	- DROP INLET PROTECTION
	- CURB INLET PROTECTION
	- DITCH CHECKS
	- SILT FENCING
	- STRAW WATTLE DITCH CHECKS
	- EROSION CONTROL BERM
	- BACK OF CURB PROTECTION
	- EROSION CONTROL MAT
	- TEMPORARY DITCH



**BAUGHMAN COMPANY**  
 315 Ellis St.  
 Wichita, KS 67211  
 316-262-7271  
 BaughmanCo.com

BLUE LAKE 3RD ADD.  
 Phase 1

**EROSION CONTROL PLAN**

STORM WATER SEWER IMPROVEMENTS

PROJECT NUMBER:  
 23-06-E530

DESIGN: DRAWN:  
 DATE: October 13, 2023

SHEET **12** OF **27**

File: E:\Projects\Blue Lake 3rd Add\Engineering\Phase 1\SWIS 23-06-E530\SWIS.dwg