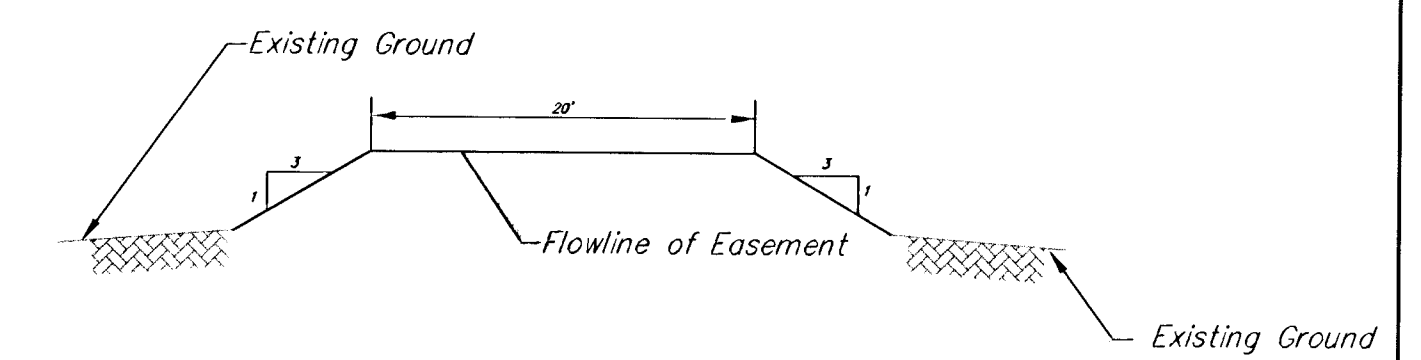
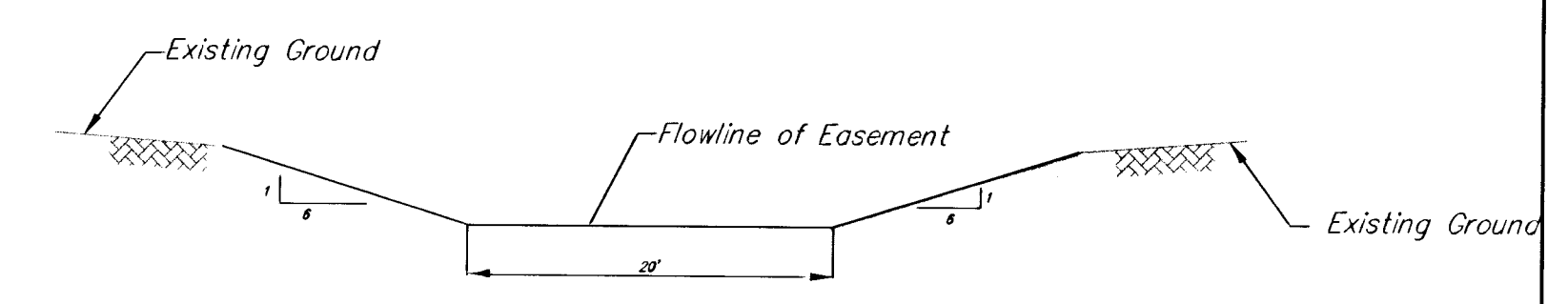


SCALE 1" = 50'
IRON = •




EASEMENT GRADING FILL SECTION



EASEMENT GRADING CUT SECTION

Casa Bella Addition
Easement Grading
WICHITA, KANSAS



Ruggles & Bohm, P.A.
Engineering, Surveying, Land Planning
924 North Main (316) 264-8008
Wichita, Kansas 67203 (316) 264-4621 fax
www.rbkansas.com E-mail: info@rbkansas.com

DRAWING FILE
Esmt grading [ESMT 02]

PROJECT NUMBER
468-84072

DESIGN AML	SHEET 13 OF 16
DRAWN AML	
REVIEW	
UTILITY	
DATE Oct. 26, 2005	