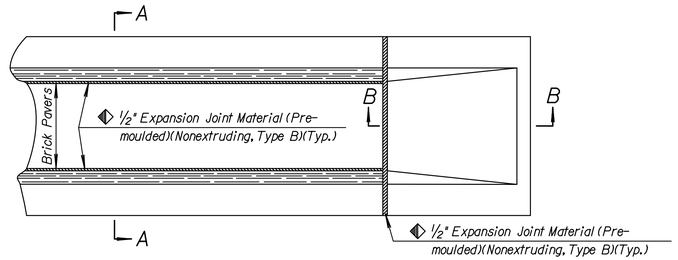

PLAN

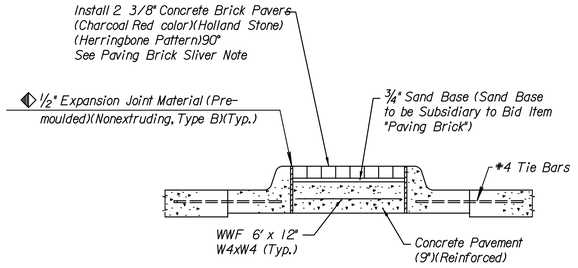

SECTION A-A

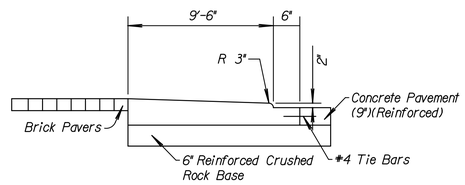

SECTION B-B

Note:
Expansion joints shall be placed in concrete median as follows. In long runs expansion joints shall be 1#2" expansion joint material (Nonextruding, Type B) flush with the surface. Expansion joints in the median shall match expansion joints in the curb and gutter with a maximum spacing of 125'. Plane of weakness in median shall match plane of weakness in curb & gutter.

The concrete ramp nose shall be paid for by the bid item "Concrete Ramp Nose Section (Median)".

Paving Brick Sliver Note
Brick Pavers to be installed in median locations shall be custom cut to match final concrete dimensions. Contractor shall construct crosswalk blockouts to match nominal paver width dimensions. Fill in with "brick slivers" (defined as pieces smaller than 1/2 of the shortest paver dimension) shall not be allowed, except at the end of crosswalk locations.

TRANSYSTEMS
245 N. WACO
SUITE 222
WICHITA, KANSAS 67202
MAIN: 316-303-3000
FAX: 316-462-5629

CONSULTANTS:

WEST STREET IMPROVEMENTS
FROM PAWNEE TO HARRY

WICHITA, KANSAS

CITY OF WICHITA

REVISIONS:

MARK	DATE	DESCRIPTION

PROJ NO: 87 N-0720-01
SCALE: 1"=20'
DATE: 9/25/2023
DESIGNED BY: LCV
DRAWN BY: LCV
CHECKED BY: MDB

SHEET TITLE:
RAISED MEDIAN & MEDIAN NOSE DETAIL

SHEET NO.
124
SHEET 124 OF 517

CADconform Certify This File

IF THIS DRAWING IS LESS THAN 22" X 36" IT IS A REDUCED SIZE DRAWING

CADconform Certify This File

lcvohs
9/25/2023 - 6:25:50 PM - c:\transystems\pw_local\transyscorp-pw1\a-e_lcvohs\d0984549\C-DET-M01-503.dgn