


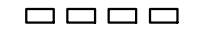

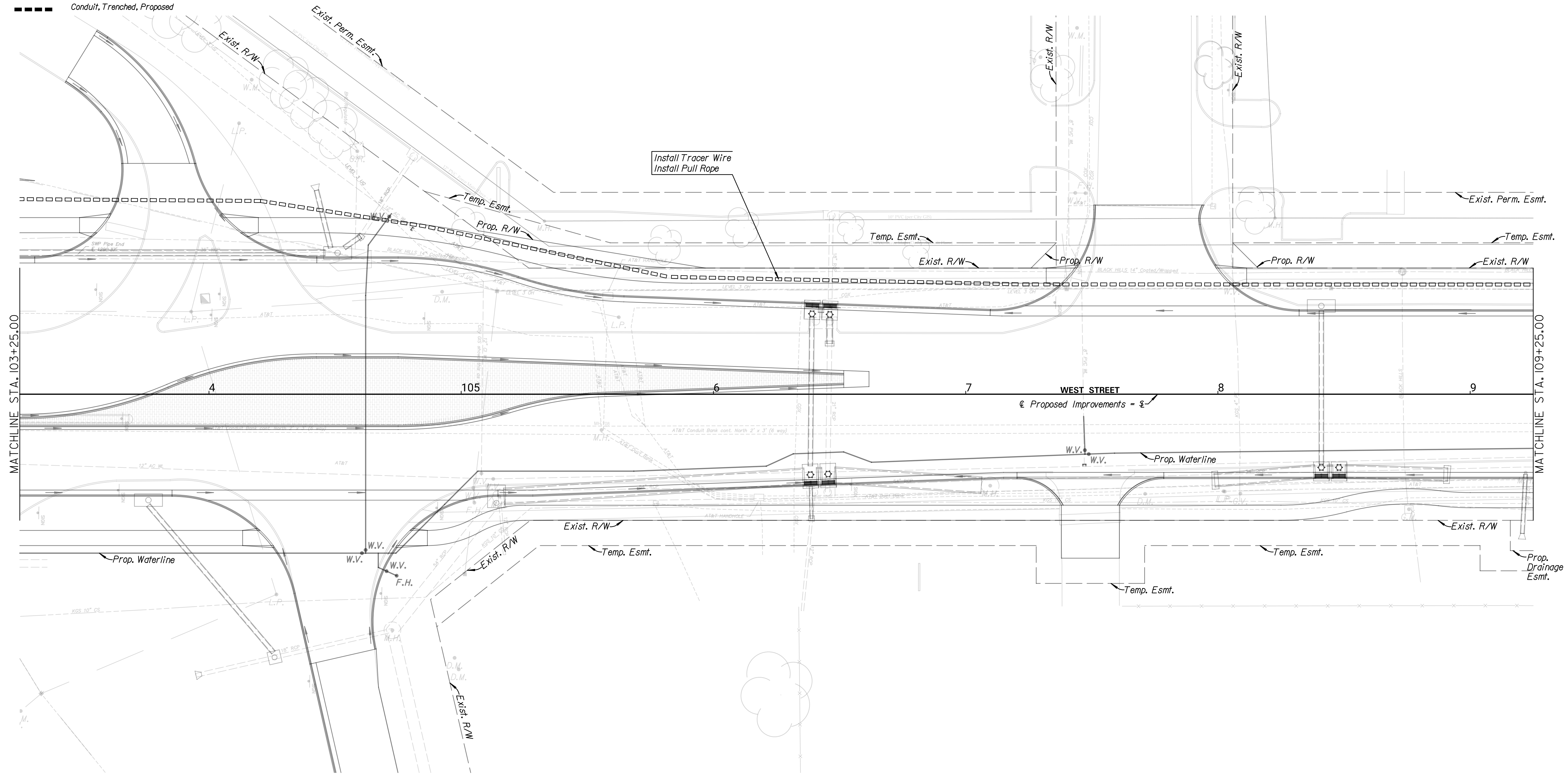
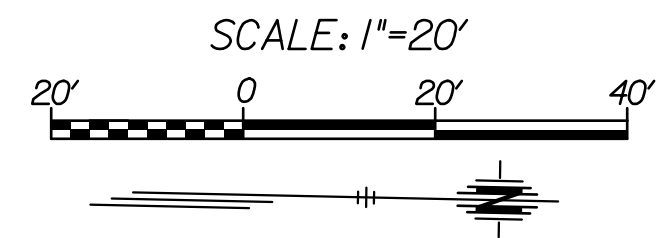


LEGEND

-  Fiber Optic Cable Splice Vault (Proposed)
-  Fiber Optic Cable Splice Vault (Existing)
-  Pad Mounted Traffic Signal Cabinet
-  Conduit, Bored, Proposed
-  Conduit, Trenched, Proposed



Install Tracer Wire
Install Pull Rope


GENERAL NOTES:
 DEVICE AND CONDUIT SYMBOLY ON PLAN SHEET IS NOT SHOWN TO SCALE FOR PLAN CLARITY. DO NOT SCALE LOCATIONS FROM PLAN SHEET.
 EXISTING FEATURES & UTILITIES ARE SHOWN FROM AVAILABLE INFORMATION & SHOULD BE CONSIDERED APPROXIMATE ONLY. IT IS THE RESPONSIBILITY OF THE CONTRACTOR TO VERIFY UTILITIES & THEIR EXACT LOCATION PRIOR TO CONSTRUCTION.
 SEAL ALL ENDS OF CONDUITS WITH MECHANICAL PLUGS.
 INSTALL PULL TAPE IN THE DUCT BANK & TRACER WIRE PER SPECIFICATIONS.

TRANSYSTEMS
 245 N. WACO
 SUITE 222
 WICHITA, KANSAS 67202
 MAIN: 316-303-3000
 FAX: 316-462-5629

CONSULTANTS:

WEST STREET IMPROVEMENTS
 FROM PAWNEE TO HARRY

WICHITA, KANSAS



REVISIONS:	MARK	DATE	DESCRIPTION

PROJ NO: 87 N-0720-01
 SCALE: 1"=20'
 DATE: 9/25/2023
 DESIGNED BY: LCV
 DRAWN BY: LCV
 CHECKED BY: SSP

SHEET TITLE:
 WEST STREET
 COMM. DUCT BANK
 PLAN LAYOUT
 STA. 103+25.00 TO
 STA. 109+25.00

SHEET NO.
 324