


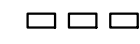

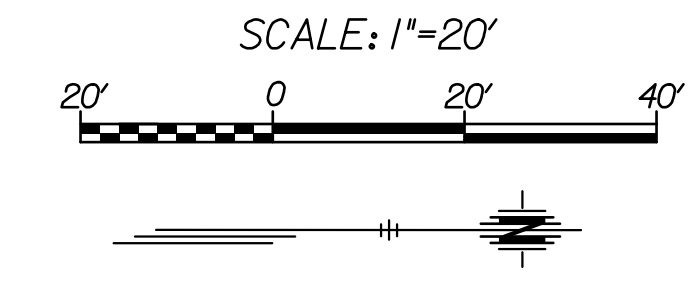


LEGEND

-  Fiber Optic Cable Splice Vault (Proposed)
-  Fiber Optic Cable Splice Vault (Existing)
-  Pad Mounted Traffic Signal Cabinet
-  Conduit, Bored, Proposed
-  Conduit, Trenched, Proposed



**TRANSYSTEMS**  
 245 N. WACO  
 SUITE 222  
 WICHITA, KANSAS 67202  
 MAIN: 316-303-3000  
 FAX: 316-462-5629

CONSULTANTS:

WEST STREET IMPROVEMENTS  
 FROM PAWNEE TO HARRY

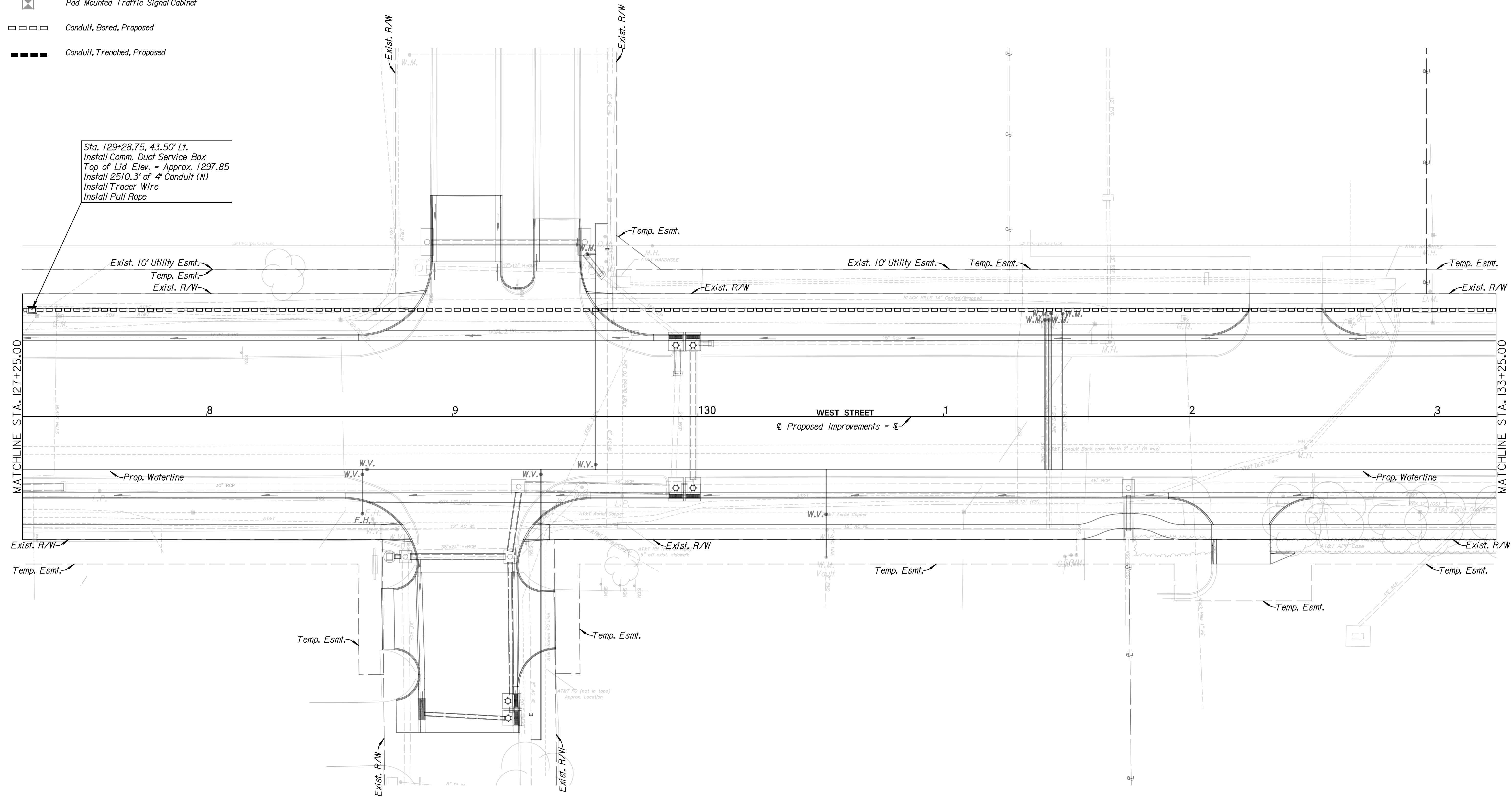


REVISIONS:	MARK	DATE	DESCRIPTION

PROJ NO: 87 N-0720-01  
 SCALE: 1"=20'  
 DATE: 9/25/2023  
 DESIGNED BY: SSP  
 DRAWN BY: LCV  
 CHECKED BY: MDB

SHEET TITLE:  
**WEST STREET  
 COMM. DUCT BANK  
 PLAN LAYOUT  
 STA. 127+25.00 TO  
 STA. 133+25.00**

SHEET NO.  
**328**  
 SHEET 328 OF 517



Sta. 129+28.75, 43.50' Lt.  
 Install Comm. Duct Service Box  
 Top of Lid Elev. = Approx. 1297.85  
 Install 2510.3' of 4" Conduit (N)  
 Install Tracer Wire  
 Install Pull Rope

**GENERAL NOTES:**

DEVICE AND CONDUIT SYMBOLY ON PLAN SHEET IS NOT SHOWN TO SCALE FOR PLAN CLARITY. DO NOT SCALE LOCATIONS FROM PLAN SHEET.

EXISTING FEATURES & UTILITIES ARE SHOWN FROM AVAILABLE INFORMATION & SHOULD BE CONSIDERED APPROXIMATE ONLY. IT IS THE RESPONSIBILITY OF THE CONTRACTOR TO VERIFY UTILITIES & THEIR EXACT LOCATION PRIOR TO CONSTRUCTION.

SEAL ALL ENDS OF CONDUITS WITH MECHANICAL PLUGS.

INSTALL PULL TAPE IN THE DUCT BANK & TRACER WIRE PER SPECIFICATIONS.

9/25/2023 8:44:28 PM - c:\transystems\paw\_low\alltransystems\paw\_low\projects\0984549\CTS-M01-08.DGN