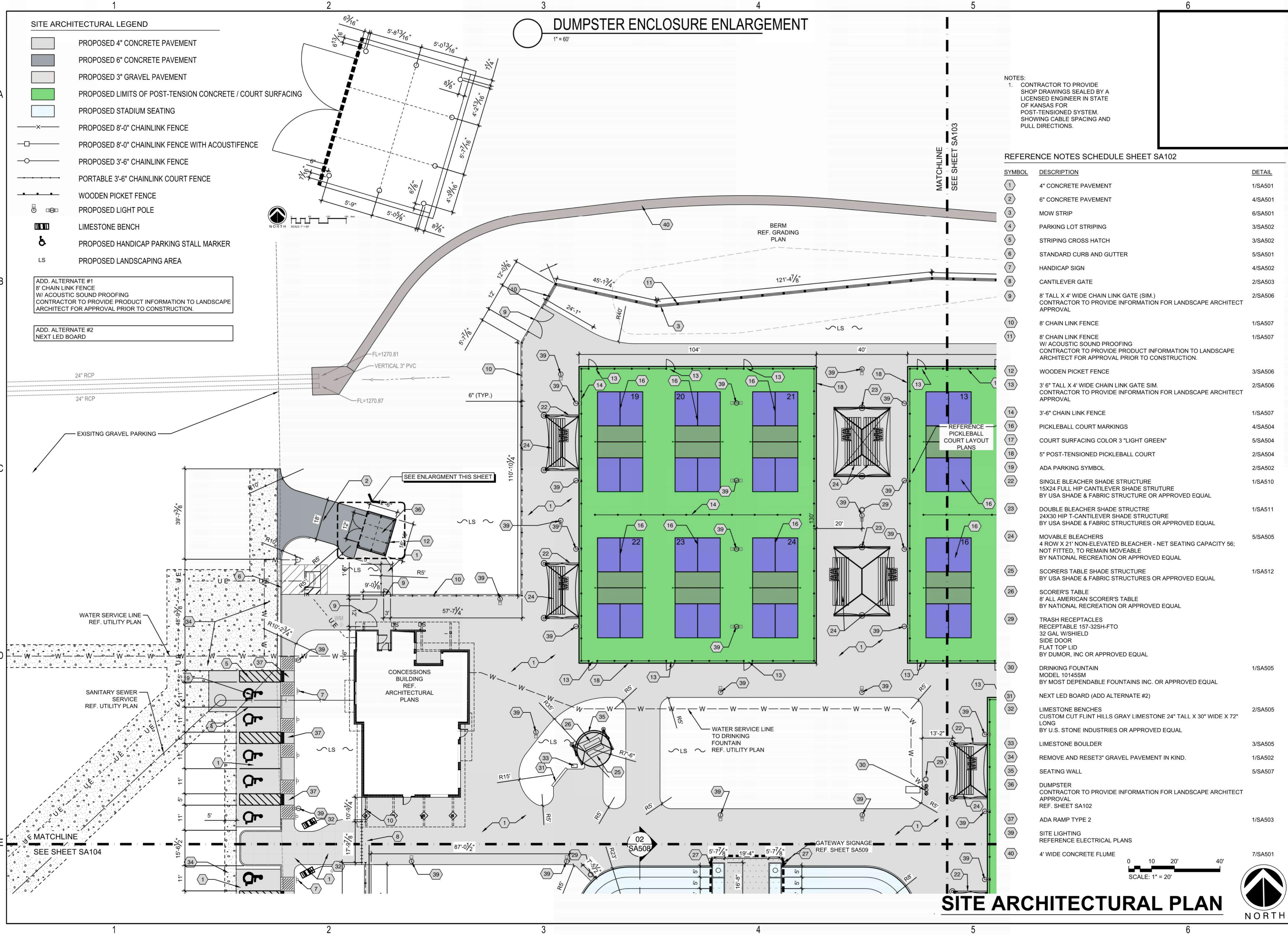


SAVED 10/26/2023 4:35:53 AM BY ROY THOMAS
 PLOTTED 10/26/2023 9:49:09 AM BY ROY THOMAS
 U:\WICHITA-CIVIL\2022\220008\03\MINI\DRAWINGS\220008-003-SA101.DWG



- SITE ARCHITECTURAL LEGEND**
- PROPOSED 4" CONCRETE PAVEMENT
 - PROPOSED 6" CONCRETE PAVEMENT
 - PROPOSED 3" GRAVEL PAVEMENT
 - PROPOSED LIMITS OF POST-TENSION CONCRETE / COURT SURFACING
 - PROPOSED STADIUM SEATING
 - PROPOSED 8'-0" CHAINLINK FENCE
 - PROPOSED 8'-0" CHAINLINK FENCE WITH ACOUSTIFENCE
 - PROPOSED 3'-6" CHAINLINK FENCE
 - PORTABLE 3'-6" CHAINLINK COURT FENCE
 - WOODEN PICKET FENCE
 - PROPOSED LIGHT POLE
 - LIMESTONE BENCH
 - PROPOSED HANDICAP PARKING STALL MARKER
 - LS PROPOSED LANDSCAPING AREA

ADD. ALTERNATE #1
 8" CHAIN LINK FENCE
 W/ ACOUSTIC SOUND PROOFING
 CONTRACTOR TO PROVIDE PRODUCT INFORMATION TO LANDSCAPE ARCHITECT FOR APPROVAL PRIOR TO CONSTRUCTION.


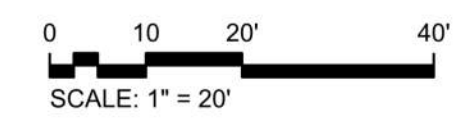
ADD. ALTERNATE #2
 NEXT LED BOARD

DUMPSTER ENCLOSURE ENLARGEMENT
 1" = 60'

NOTES:
 1. CONTRACTOR TO PROVIDE SHOP DRAWINGS SEALED BY A LICENSED ENGINEER IN STATE OF KANSAS FOR POST-TENSIONED SYSTEM. SHOWING CABLE SPACING AND PULL DIRECTIONS.

REFERENCE NOTES SCHEDULE SHEET SA102

SYMBOL	DESCRIPTION	DETAIL
1	4" CONCRETE PAVEMENT	1/SA501
2	6" CONCRETE PAVEMENT	4/SA501
3	MOW STRIP	6/SA501
4	PARKING LOT STRIPING	3/SA502
5	STRIPING CROSS HATCH	3/SA502
6	STANDARD CURB AND GUTTER	5/SA501
7	HANDICAP SIGN	4/SA502
8	CANTILEVER GATE	2/SA503
9	8' TALL X 4' WIDE CHAIN LINK GATE (SIM.) CONTRACTOR TO PROVIDE INFORMATION FOR LANDSCAPE ARCHITECT APPROVAL	2/SA506
10	8' CHAIN LINK FENCE	1/SA507
11	8' CHAIN LINK FENCE W/ ACOUSTIC SOUND PROOFING CONTRACTOR TO PROVIDE PRODUCT INFORMATION TO LANDSCAPE ARCHITECT FOR APPROVAL PRIOR TO CONSTRUCTION.	1/SA507
12	WOODEN PICKET FENCE	3/SA506
13	3' 6" TALL X 4' WIDE CHAIN LINK GATE SIM. CONTRACTOR TO PROVIDE INFORMATION FOR LANDSCAPE ARCHITECT APPROVAL	2/SA506
14	3'-6" CHAIN LINK FENCE	1/SA507
16	PICKLEBALL COURT MARKINGS	4/SA504
17	COURT SURFACING COLOR 3 "LIGHT GREEN"	5/SA504
18	5" POST-TENSIONED PICKLEBALL COURT	2/SA504
19	ADA PARKING SYMBOL	2/SA502
22	SINGLE BLEACHER SHADE STRUCTURE 15X24 FULL HIP CANTILEVER SHADE STRUTURE BY USA SHADE & FABRIC STRUCTURE OR APPROVED EQUAL	1/SA510
23	DOUBLE BLEACHER SHADE STRUCTRE 24X30 HIP T-CANTILEVER SHADE STRUCTURE BY USA SHADE & FABRIC STRUCTURES OR APPROVED EQUAL	1/SA511
24	MOVABLE BLEACHERS 4 ROW X 21' NON-ELEVATED BLEACHER - NET SEATING CAPACITY 56; NOT FITTED, TO REMAIN MOVEABLE BY NATIONAL RECREATION OR APPROVED EQUAL	5/SA505
25	SCORERS TABLE SHADE STRUCTURE BY USA SHADE & FABRIC STRUCTURES OR APPROVED EQUAL	1/SA512
26	SCORER'S TABLE 8" ALL AMERICAN SCORER'S TABLE BY NATIONAL RECREATION OR APPROVED EQUAL	
29	TRASH RECEPTACLES RECEPTABLE 157-32SH-FTO 32 GAL W/SHIELD SIDE DOOR FLAT TOP LID BY DUMOR, INC OR APPROVED EQUAL	
30	DRINKING FOUNTAIN MODEL 10145SM BY MOST DEPENDABLE FOUNTAINS INC. OR APPROVED EQUAL	1/SA505
31	NEXT LED BOARD (ADD ALTERNATE #2)	
32	LIMESTONE BENCHES CUSTOM CUT FLINT HILLS GRAY LIMESTONE 24" TALL X 30" WIDE X 72" LONG BY U.S. STONE INDUSTRIES OR APPROVED EQUAL	2/SA505
33	LIMESTONE BOULDER	3/SA505
34	REMOVE AND RESET 3" GRAVEL PAVEMENT IN KIND.	1/SA502
35	SEATING WALL	5/SA507
36	DUMPSTER CONTRACTOR TO PROVIDE INFORMATION FOR LANDSCAPE ARCHITECT APPROVAL REF. SHEET SA102	
37	ADA RAMP TYPE 2	1/SA503
39	SITE LIGHTING REFERENCE ELECTRICAL PLANS	
40	4' WIDE CONCRETE FLUME	7/SA501



SOUTH LAKES SPORTS PARK
 WICHITA, KS

ISSUE:	DATE:	DESCRIPTION:
100% PLANS	10/18/23	
BID SETS	10/25/23	

SITE ARCHITECTURAL PLAN

SA102