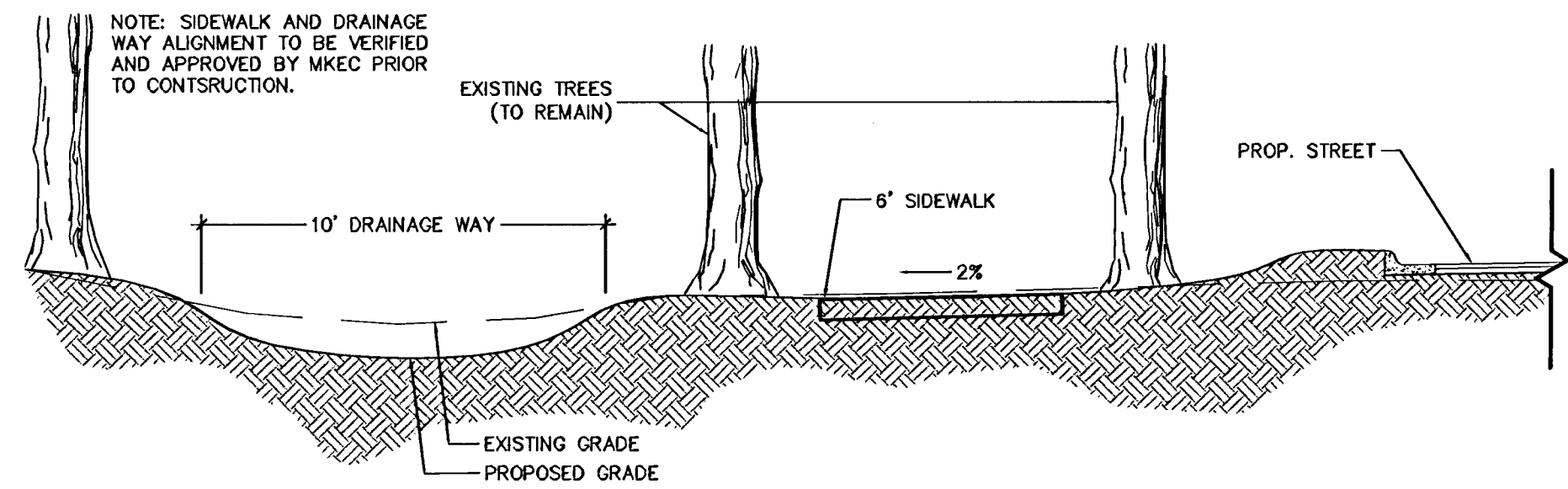


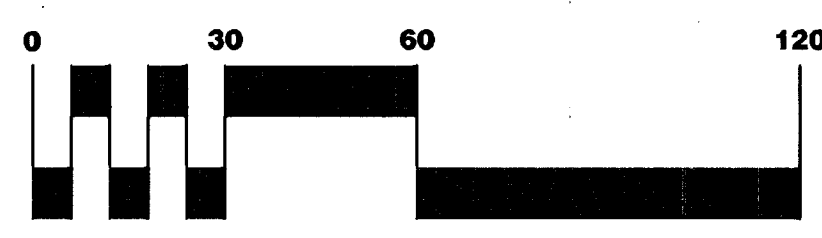

COORDINATE SIDEWALK CONSTRUCTION TIMING WITH WATER CONTRACTOR (SIDEWALK CONSTRUCTION TO OCCUR AFTER WATERLINE INSTALLATION.)



SECTION A-A
NTS TYPICAL SECTION

LEGEND

- W — WATER LINE
- G — GAS LINE
- O — SAN. SEWER LINE
- - - 1355 - - - EXIST. CONTOURS
- - - 1355 - - - PROP. CONTOURS
- - - - - LIMITS OF GRADING
- +1358.1 - SPOT ELEVATION
- - - - - PROP. TREE PROTECTION



SCALE: 1" = 30'

DRAINAGEWAY GRADING

CUT.....280 C.Y.
FILL.....435 C.Y.



HAWTHORNE THIRD ADDITION

PROJECT NAME
RESERVE 'G'
DRAINAGEWAY GRADING
SHEET TITLE

DESIGN BY: **BJH** DRAWN BY: **BJH** CHECKED BY: **JAG**

DATE: **OCTOBER 2004** JOB NO.: **02167** SHEET/OF: **23 / 48**