

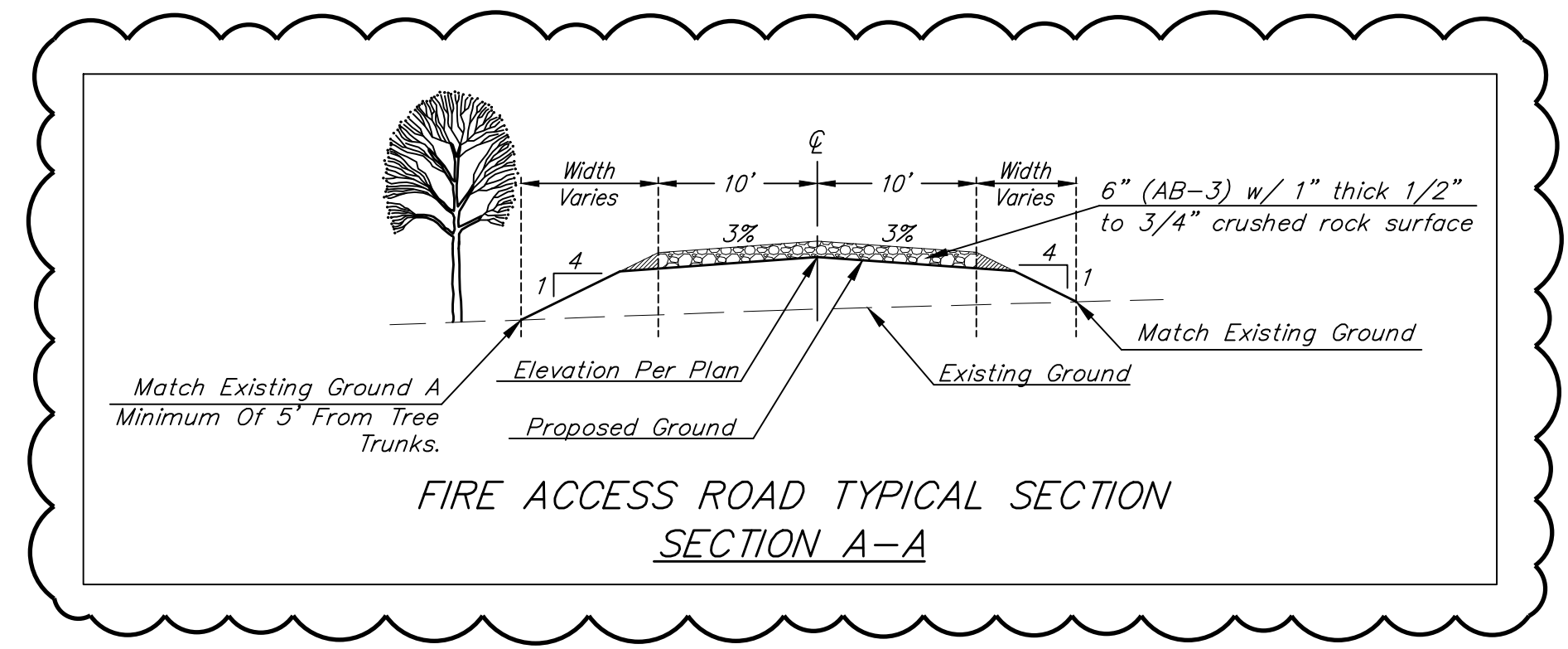
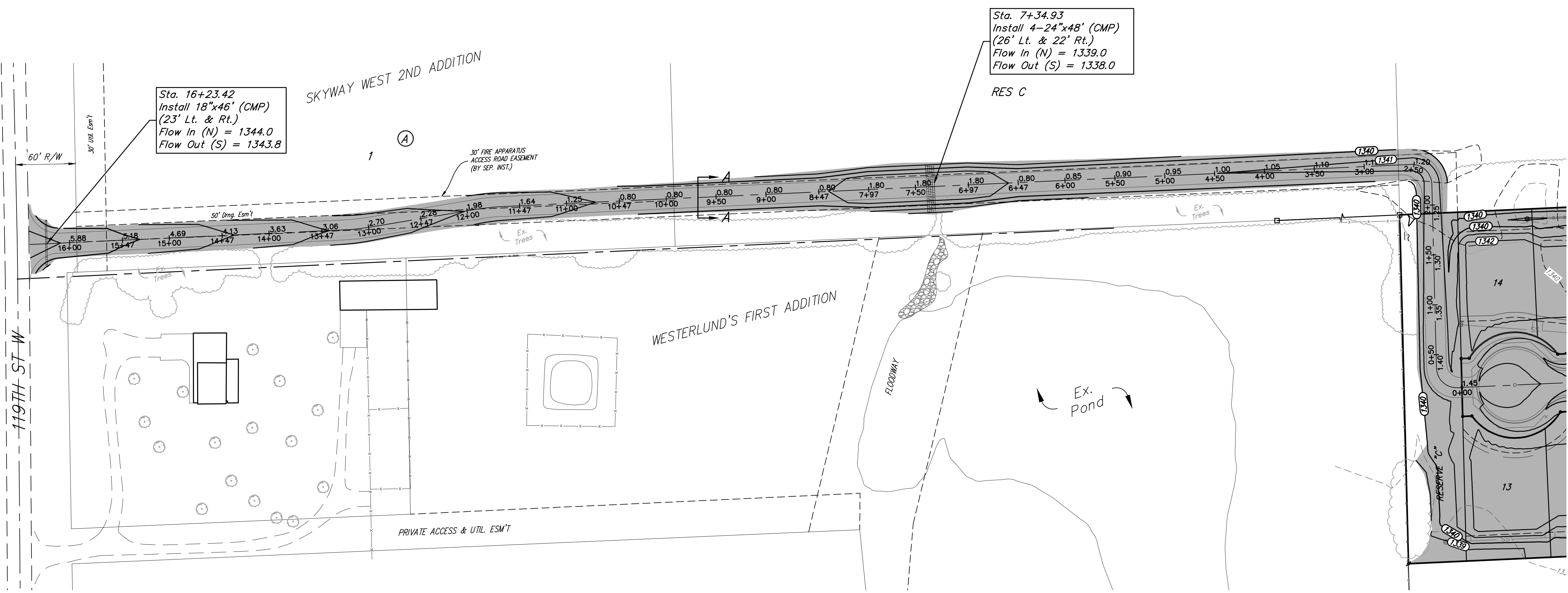
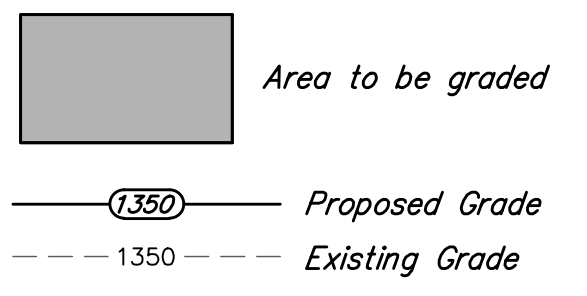
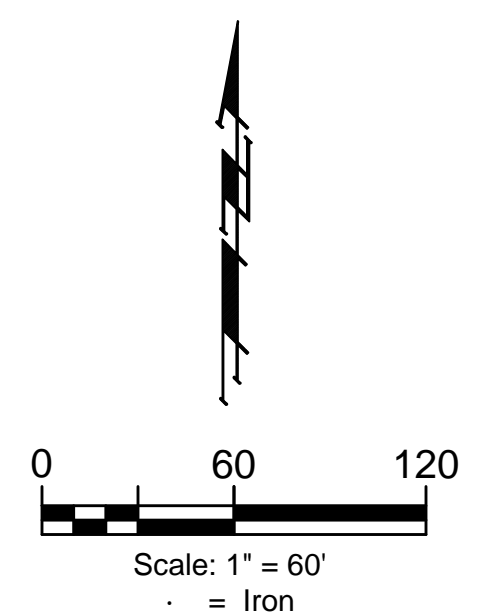


BENCHMARKS:

BENCHMARK #1:
CROSS CUT IN SQUARE CUT, TOP OF CURB
AT WEST END OF CURB RETURN,
NORTHWEST CORNER OF SHEFFORD AND W
35TH ST S, 14.5' SOUTH & 5.0' WEST OF
THE SOUTHEAST CORNER OF LOT 1,
BLOCK D, HARVEST RIDGE ADDITION.
ELEV. = 1336.39 (NAVD88)

BENCHMARK #2:
CROSS CUT IN SQUARE CUT ON TOP
FRONT CENTER OF CATCH BASIN, WEST
SIDE OF HOLLYWOOD, 4.6' NORTH & 12.8'
EAST OF SOUTHEAST CORNER OF LOT 2,
BLOCK C, HARVEST RIDGE ADDITION.
ELEVATION = 1335.39 (NAVD88)



BAUGHMAN COMPANY
315 Ellis St.
Wichita, KS 67211
316-262-7271
BaughmanCo.com

SKYWAY WEST
6TH ADDITION
MASS GRADING
STORMWATER DRAIN
IMPROVEMENTS

PROJECT NUMBER:
458-2023-085537
DESIGN: CDW DRAWN: CDW
DATE: December 13, 2023
SHEET 11 OF 27

REVISION: Updated Typical Section
Date: 12/13/2023
By: CDW

File: E:\Projects\Skyway West 6th_22-05-P786\Engineering\Phase 1\SWD-SWS\SWD-SWS.dwg