
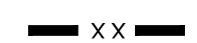

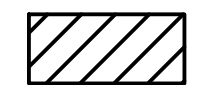
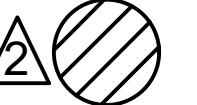
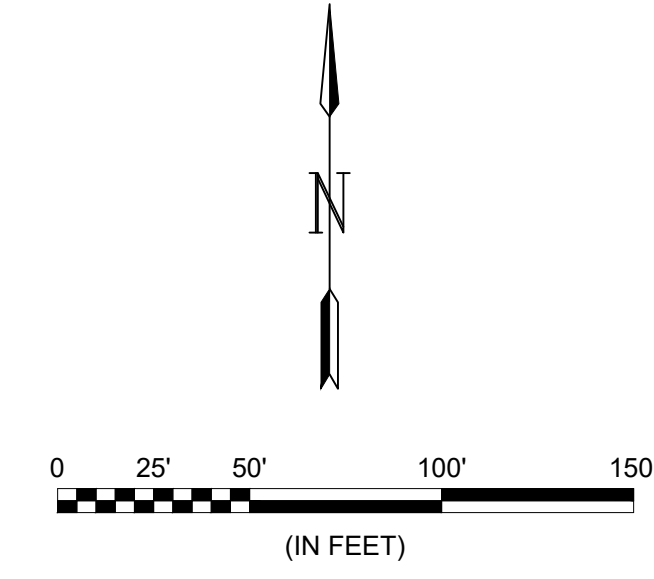


BMP'S ON THIS CONTRACT TO BE SHOWN
 "INSTALLED" ON SANITARY SEWER PLANS.
 THIS SHEET FOR INFORMATION ONLY.

LEGEND

-  INSTALL CONSTRUCTION ENTRANCE (1 EACH)
-  INSTALL SILT FENCE (834 LF)
-  INSTALL DROP INLET PROTECTION (3 EACH)
-  INSTALL CURB INLET PROTECTION (4 EACH)
-  MAINTAIN DROP INLET PROTECTION (2 EACH)




File: L:\2023\23T41000 - Bellechase 3rd Addition Final Phase\Drawings\C3\DWG\EROSION CONTROL PLAN.dwg, Last Save: 12/6/2023 4:06 PM, Last saved by: MCarneraPiedra
 Last plotted by: Carnera-Piedra, Mariela Plot Style: 1:2, 5849 Plot Date: 12/13/2023 2:03 PM, Plotter used: None



© 2023 GARVER, LLC
 THIS DOCUMENT, ALONG WITH THE
 IDEAS AND DESIGNS CONVEYED
 HEREIN, SHALL BE CONSIDERED
 INSTRUMENTS OF PROFESSIONAL
 SERVICE AND ARE PROPERTY OF
 GARVER, LLC. ANY USE,
 REPRODUCTION, OR DISTRIBUTION
 OF THIS DOCUMENT, ALONG WITH
 THE IDEAS AND DESIGN CONTAINED
 HEREIN, IS PROHIBITED UNLESS
 AUTHORIZED IN WRITING BY
 GARVER, LLC OR EXPLICITLY
 ALLOWED IN THE GOVERNING
 PROFESSIONAL SERVICES
 AGREEMENT FOR THIS WORK.

1995 Midfield Road
 Wichita, KS 67209
 (316) 264-8008



REV.	DATE	DESCRIPTION	BY


 CITY OF WICHITA
 WICHITA, KANSAS
 BELLECHASE 3RD
 ADDITION FINAL PHASE
 WATERLINE

EROSION CONTROL PLAN

JOB NO.: 23T41000
 DATE: DEC 2023
 DESIGNED BY: EJG
 DRAWN BY: MCP

BAR IS ONE INCH ON ORIGINAL DRAWING
 IF NOT ONE INCH ON THIS SHEET, ADJUST SCALES ACCORDINGLY.

DRAWING NUMBER
 SHEET NUMBER **13 OF 20**