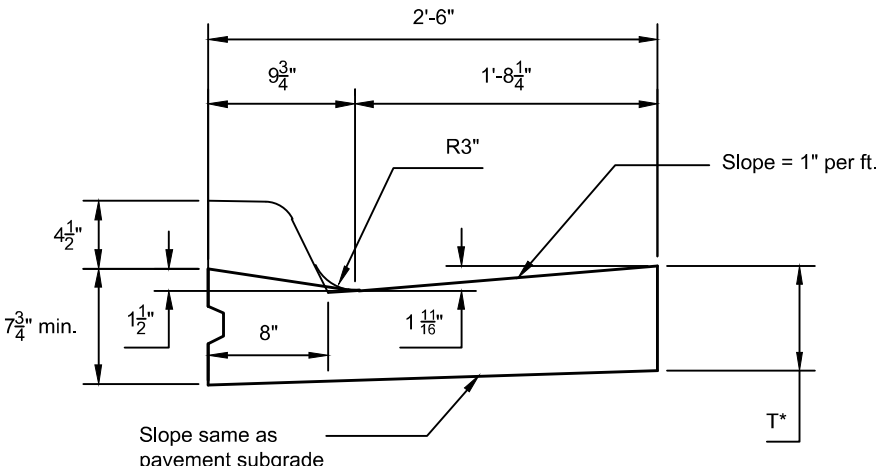
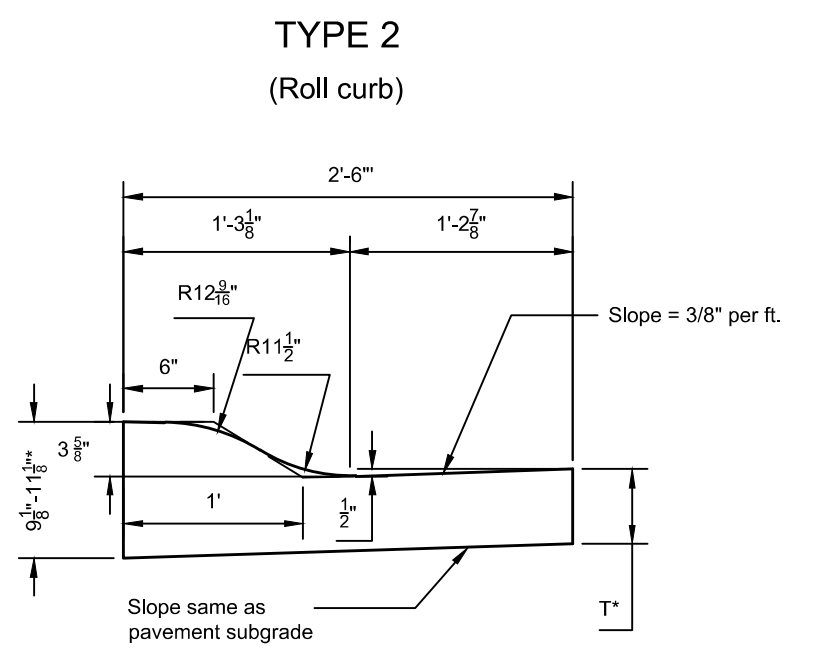


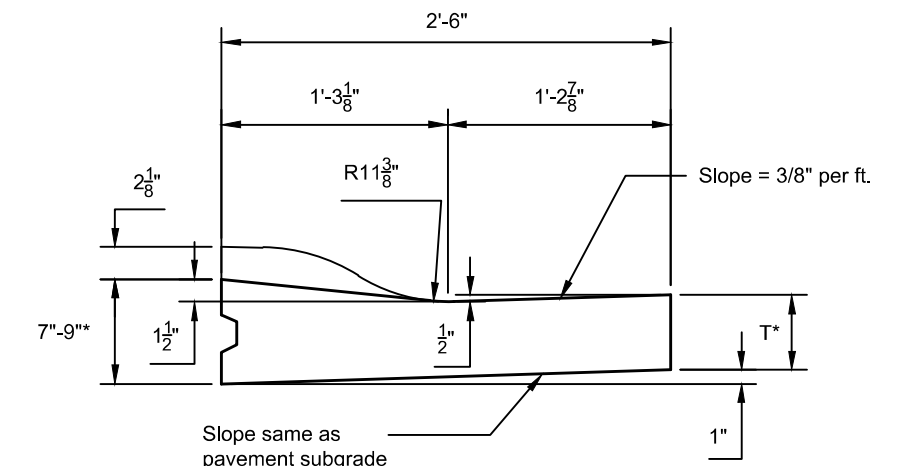
Combined Curb & Gutter (6")



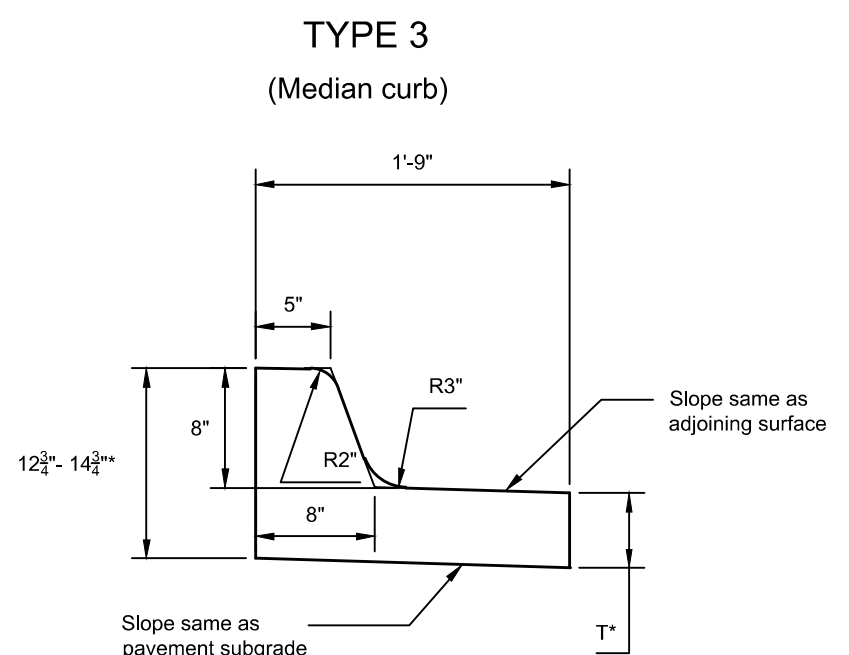
Combined Curb & Gutter (1 1/2")



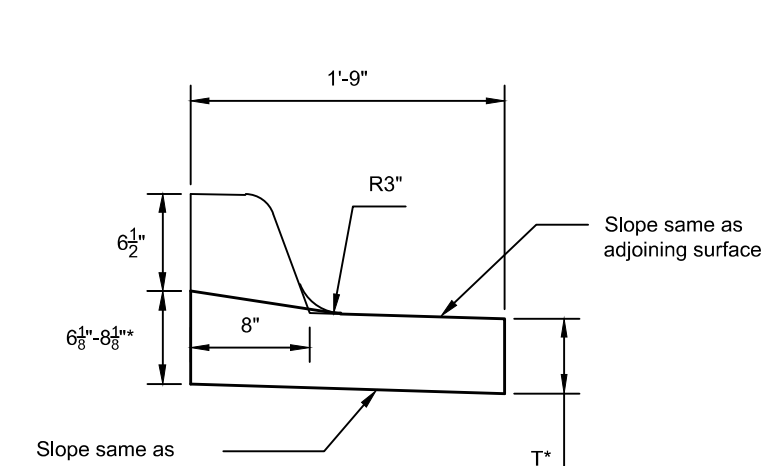
Combined Curb & Gutter (3 5/8")



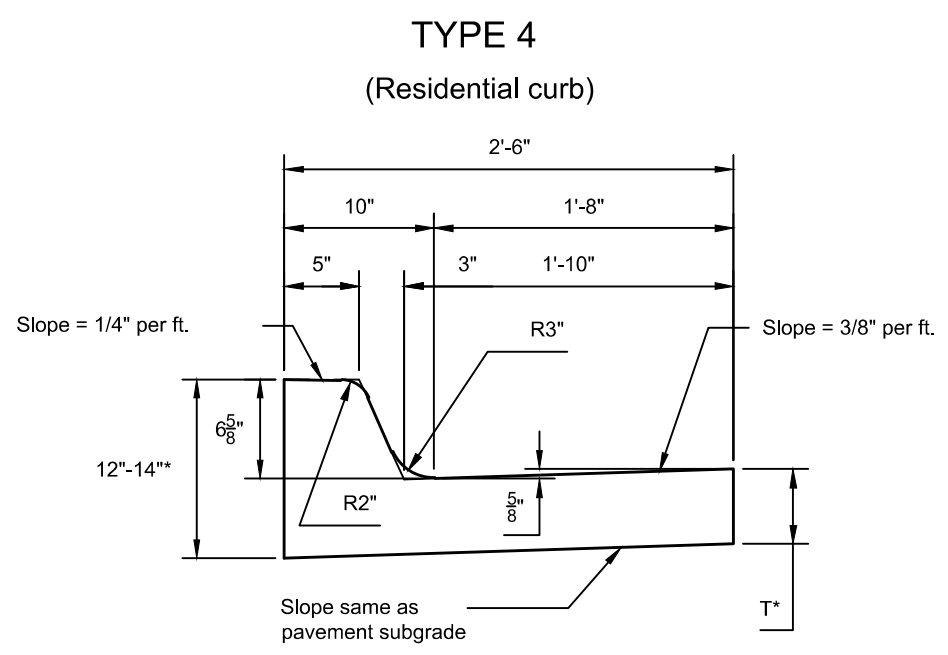
Combined Curb & Gutter (1 1/2")



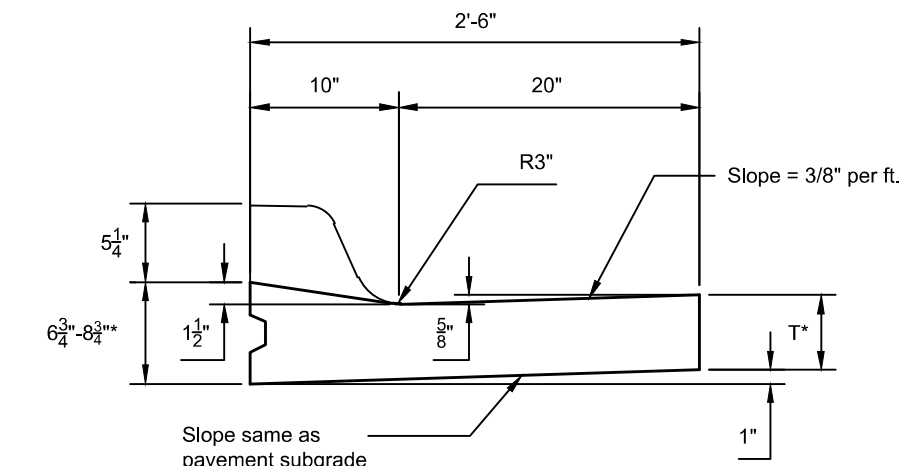
Combined Curb & Gutter (8")



Combined Curb & Gutter (1 1/2")



Combined Curb & Gutter (6 5/8")

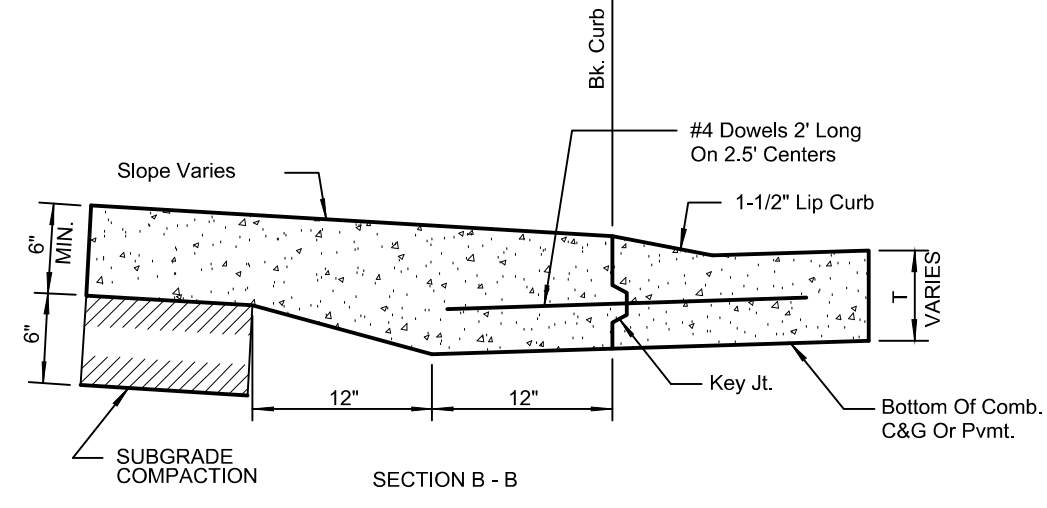


Combined Curb & Gutter (1 1/2")

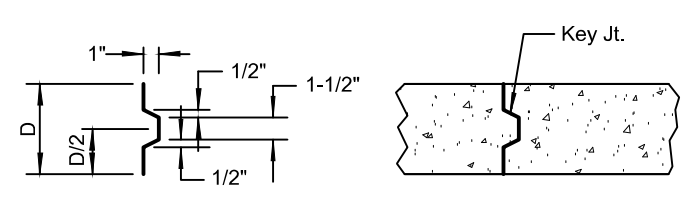
T* = Thickness of curb to adjust with pavement thickness

GENERAL NOTES

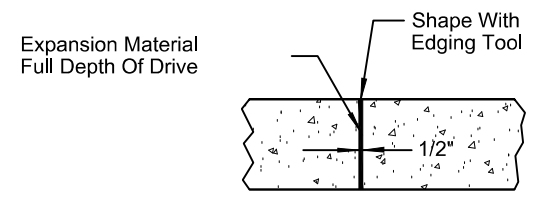
- Expansion (isolation) joints shall be constructed a maximum of 300' apart and at all PIs, PCs, cul-de-sac quadrants, and ends of returns.
- Contraction joints shall be constructed a minimum of 12' apart.
- Joint sealer shall be required at all joints on arterial and industrial streets and at intersections on residential streets.



BACK OF CURB DETAIL




ALT. LONGITUDINAL CONSTRUCTION JOINT



EXPANSION JOINT (E.J.)

Saved 06-29-2023 11:22:33 AM by BILL SEXSON
 PLOTTED 1/9/2024 4:24:58 PM BY BILL SEXSON
 U:\WICHITA-CIVIL\2021\1210975001\PEC\DRAWINGS\19-210975-004-CP305-CURB AND GUTTER DETAILS.DWG



PAVING AND INCIDENTAL DRAINAGE IMPROVEMENTS
CYPRESS GLEN ADDITION-PHASE 1
 PAUL GUNZELMAN CITY ENGINEER
 CITY OF WICHITA PROJECT NO. 472-2023-085915



REVISED: OCTOBER 2015		
CURB & GUTTER & PAVING BRICK CROSSWALK DETAILS		
CITY ENGINEER GARY JANZEN, P.E.		
PROJECT NUMBER	OCA NUMBER	DATE
CITY ENGINEER'S OFFICE		SHEET
CITY HALL - SEVENTH FLOOR 455 NORTH MAIN STREET WICHITA, KANSAS 67202-1620 (316) 268-4501		_ of _
PV-101		

ISSUE:	
JOB NO.	210975-004
DATE	OCTOBER 2023
PM	RJS
DESIGNED BY	KMS
DRAWN BY	BJS
CHECKED BY	TPA

CURB AND GUTTER DETAILS