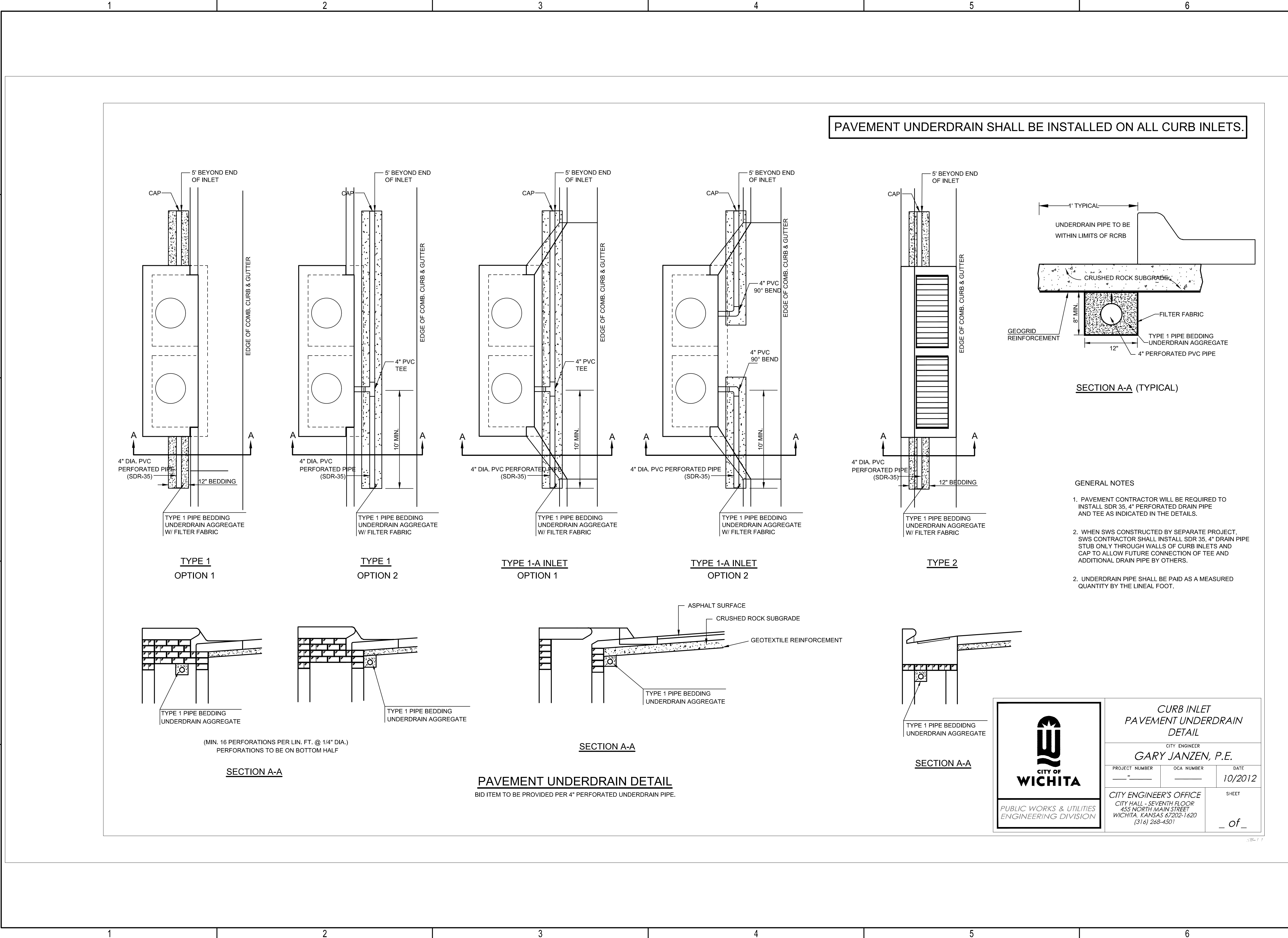
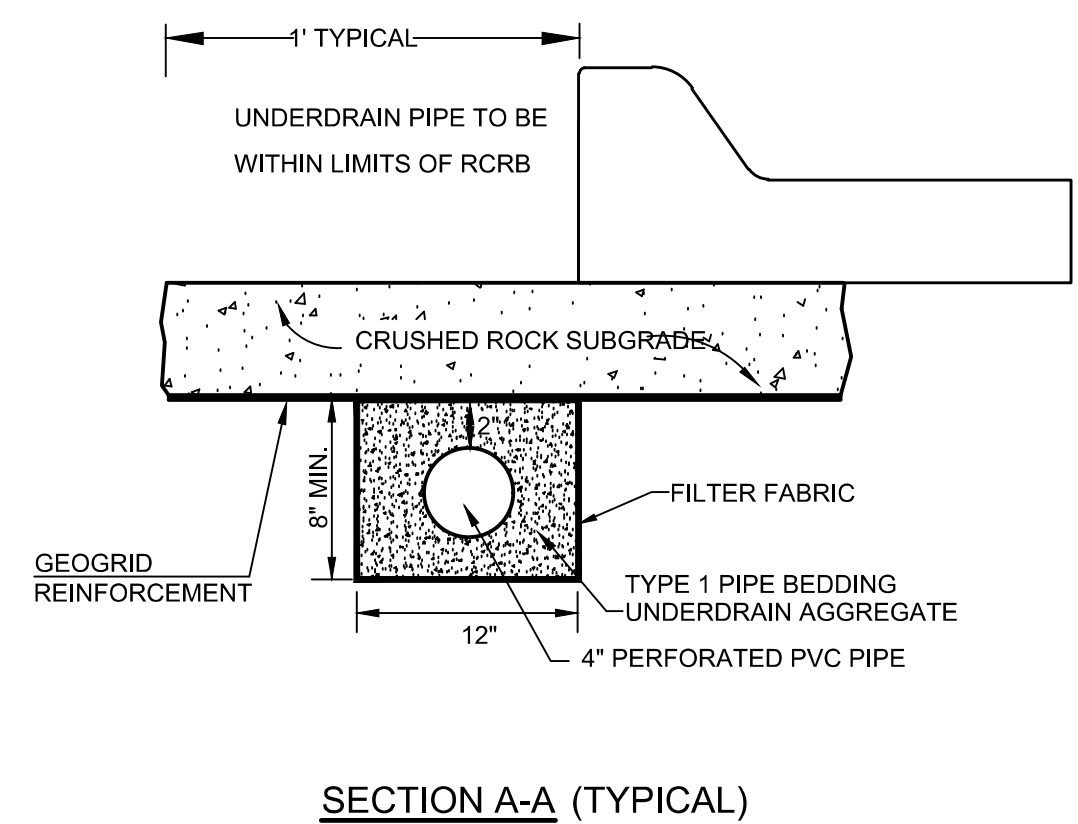


U:\WICHITA-CIVIL\2021\12\10975001\PECDRAWINGS\38-21\0975-004-CP509-PAVEMENT UNDERDRAIN DETAILS.DWG
 PLOTTED 1/9/2024 4:27:53 PM BY BILL SEXSON
 U:\WICHITA-CIVIL\2021\12\10975001\PECDRAWINGS\38-21\0975-004-CP509-PAVEMENT UNDERDRAIN DETAILS.DWG



PAVEMENT UNDERDRAIN SHALL BE INSTALLED ON ALL CURB INLETS.





SECTION A-A (TYPICAL)

- GENERAL NOTES**
- PAVEMENT CONTRACTOR WILL BE REQUIRED TO INSTALL SDR 35, 4" PERFORATED DRAIN PIPE AND TEE AS INDICATED IN THE DETAILS.
 - WHEN SWS CONSTRUCTED BY SEPARATE PROJECT, SWS CONTRACTOR SHALL INSTALL SDR 35, 4" DRAIN PIPE STUB ONLY THROUGH WALLS OF CURB INLETS AND CAP TO ALLOW FUTURE CONNECTION OF TEE AND ADDITIONAL DRAIN PIPE BY OTHERS.
 - UNDERDRAIN PIPE SHALL BE PAID AS A MEASURED QUANTITY BY THE LINEAL FOOT.

(MIN. 16 PERFORATIONS PER LIN. FT. @ 1/4" DIA.)
PERFORATIONS TO BE ON BOTTOM HALF

PAVEMENT UNDERDRAIN DETAIL
BID ITEM TO BE PROVIDED PER 4" PERFORATED UNDERDRAIN PIPE.

			CURB INLET PAVEMENT UNDERDRAIN DETAIL		
			CITY ENGINEER GARY JANZEN, P.E.		
PROJECT NUMBER	OCA NUMBER	DATE			
		10/2012			
CITY ENGINEER'S OFFICE		SHEET			
CITY HALL - SEVENTH FLOOR 455 NORTH MAIN STREET WICHITA, KANSAS 67202-1620 (316) 268-4501		- of -			



PAVING AND INCIDENTAL DRAINAGE IMPROVEMENTS
CYPRESS GLEN ADDITION-PHASE 1
 PAUL GUNZELMAN CITY ENGINEER
 CITY OF WICHITA PROJECT NO. 472-2023-085915

ISSUE:	
JOB NO.	210975-004
DATE	OCTOBER 2023
PM	RJS
DESIGNED BY	KMS
DRAWN BY	BJS
CHECKED BY	TPA

PAVEMENT UNDERDRAIN DETAILS

CP509
38 OF 66