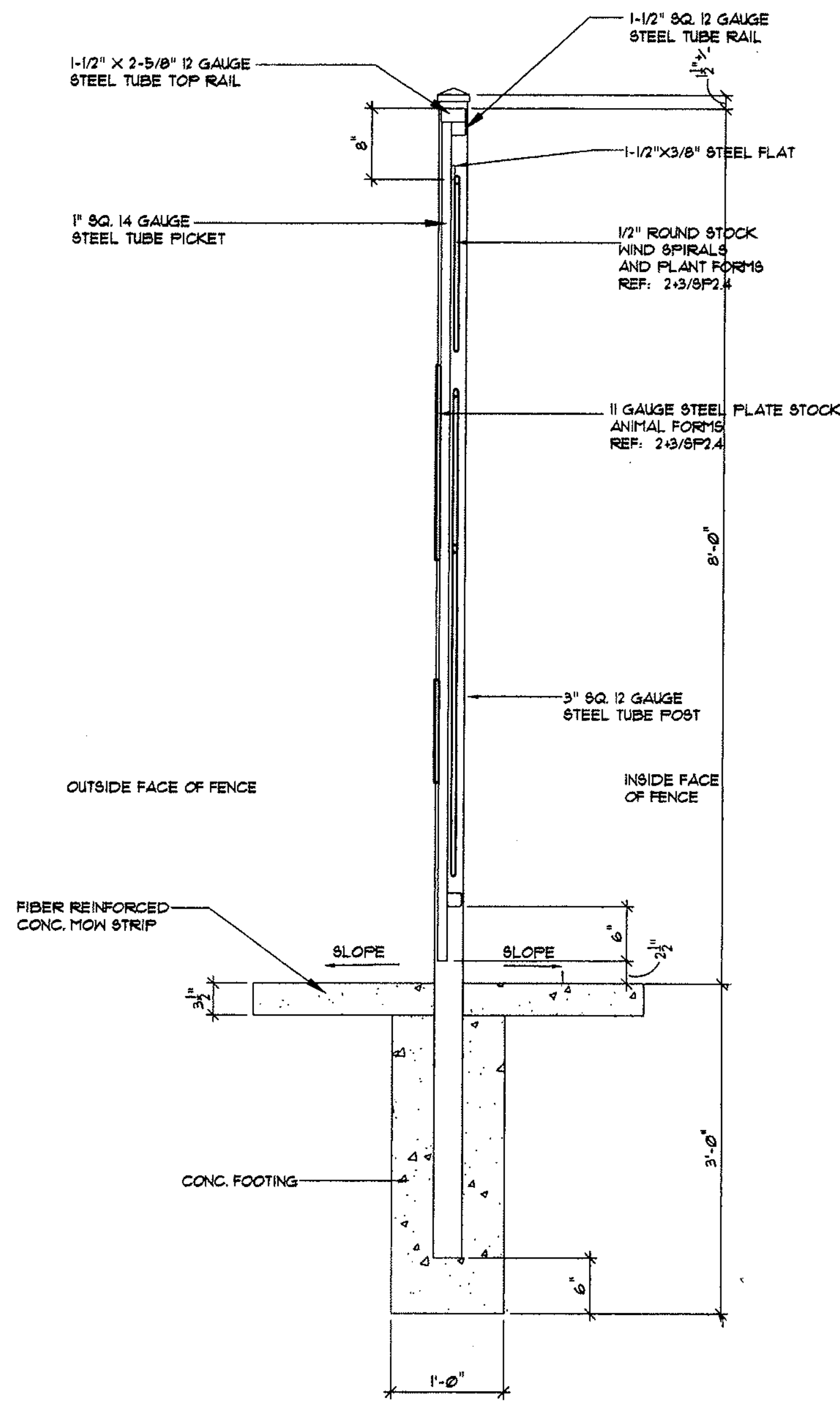
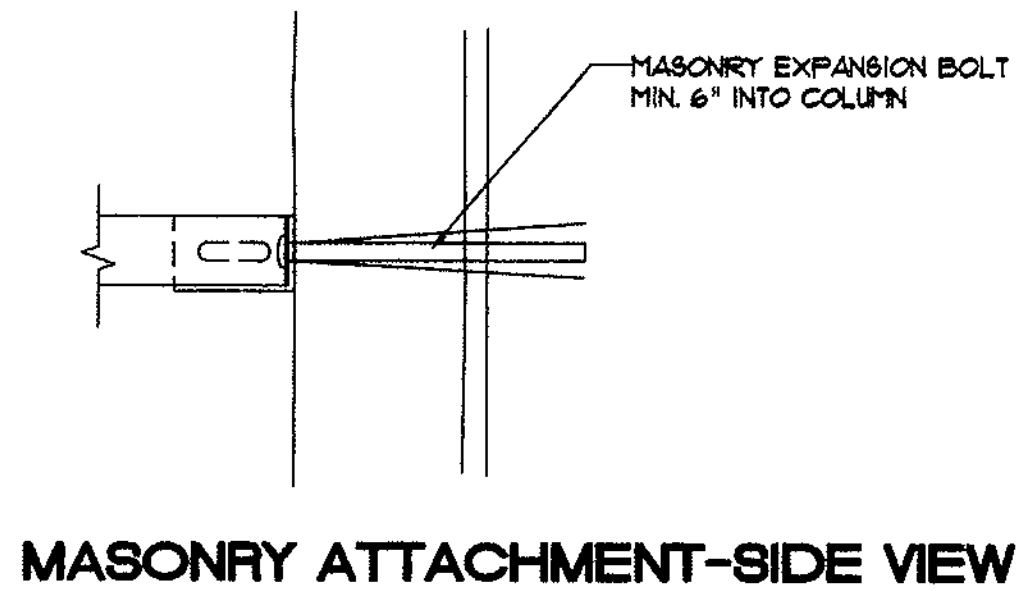


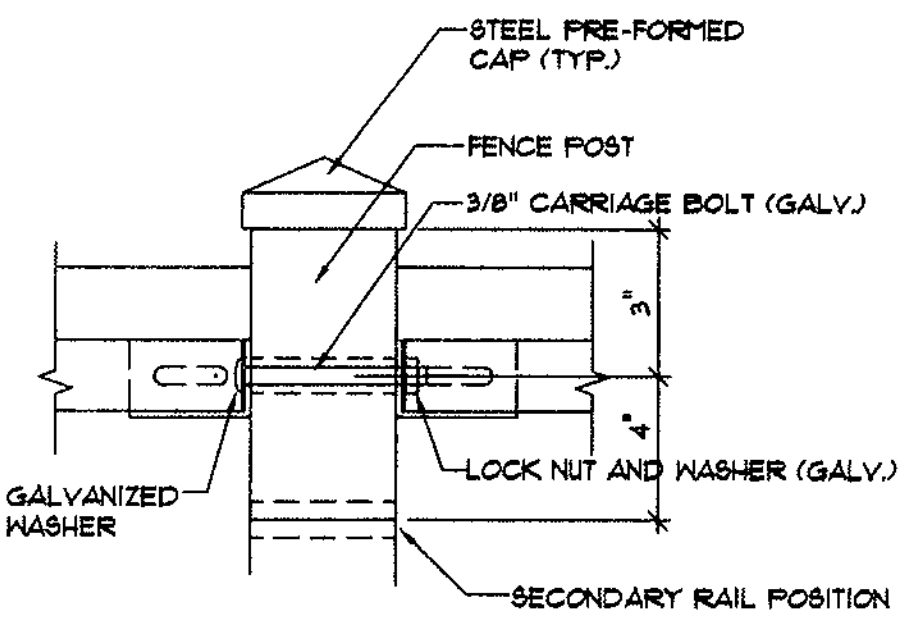
Reference Details from original
NW Plant 3 Construction Plans.
Sheet 20 of 29



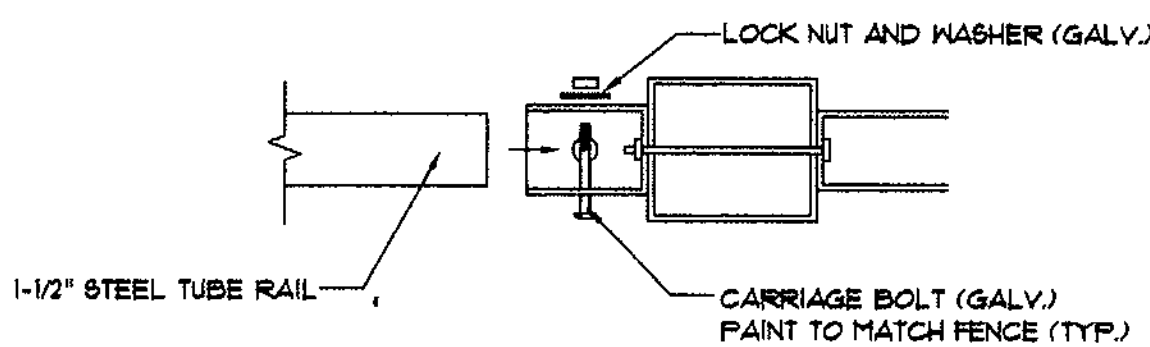
① 8' ORNAMENTAL IRON FENCE SECTION
SCALE: 1/4" = 1'-0"



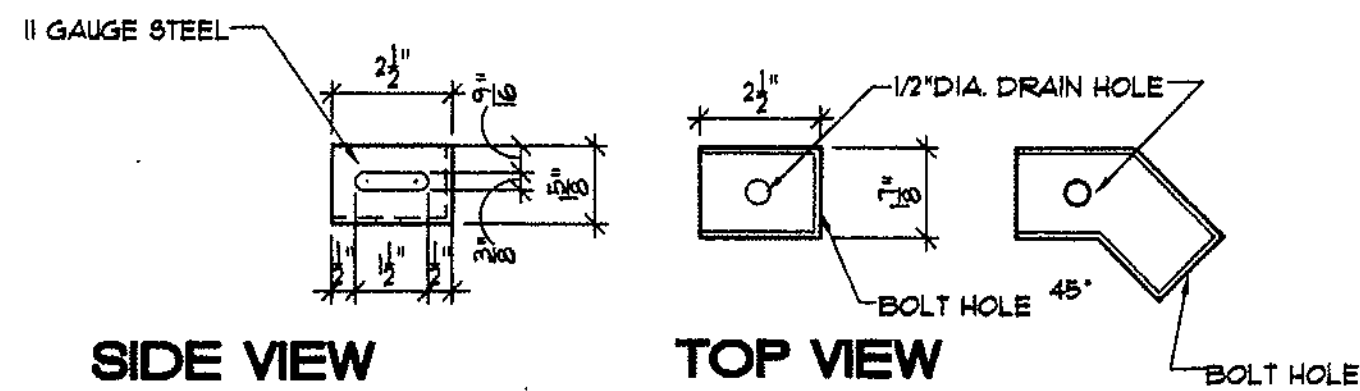
MASONRY ATTACHMENT-SIDE VIEW



POST ATTACHMENT-SIDE VIEW

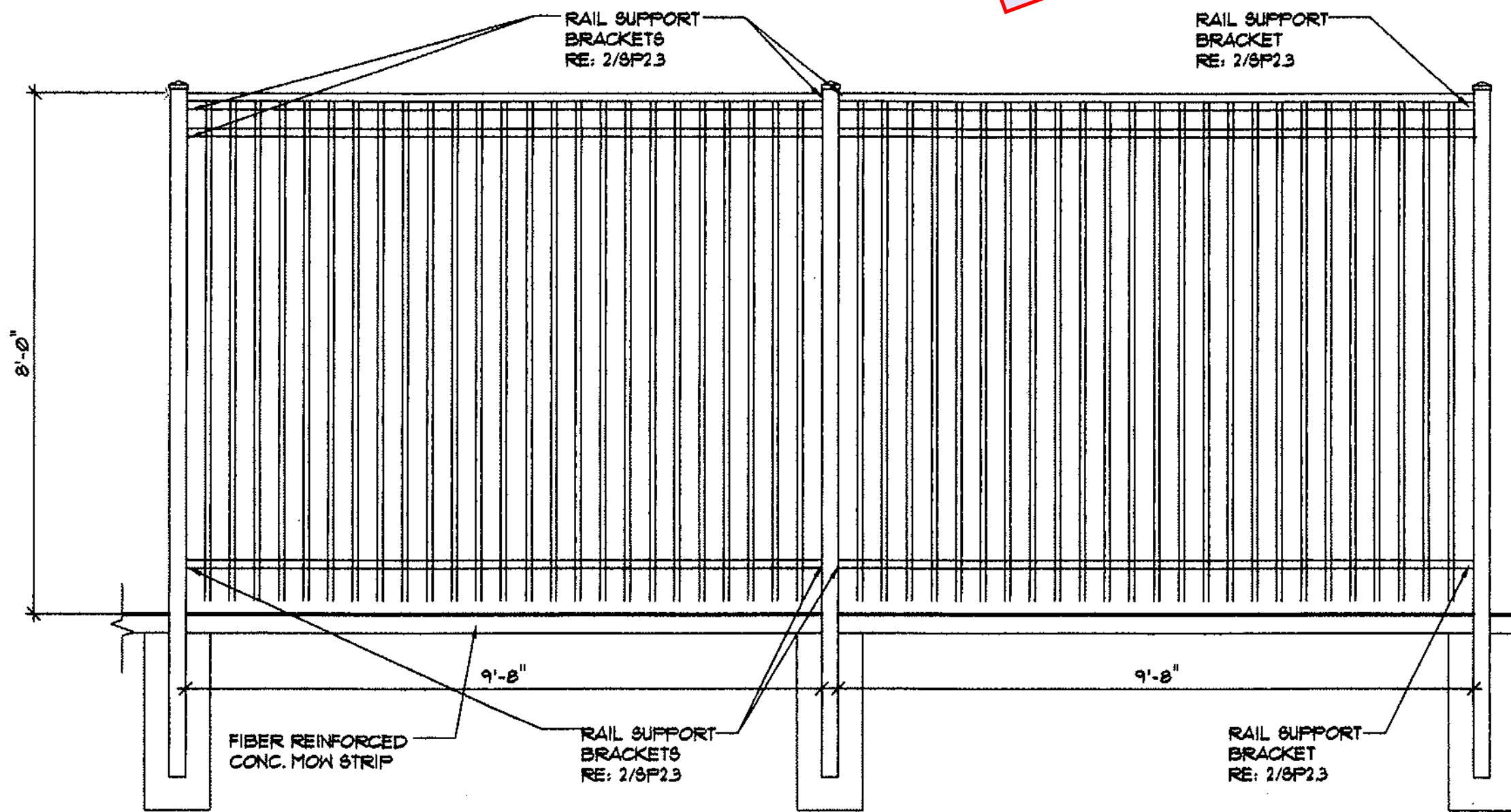


RAIL ATTACHMENT-TOP VIEW



CONTRACTOR MAY SUBSTITUTE PREMANUFACTURED BRACKET.
SUBMIT PRODUCT DATA PRIOR TO INSTALLATION

② SUPPORT BRACKET DETAILS
SCALE: 3" = 1'-0"



NOTE: REFERENCE FENCE LAYOUT PLAN A/SP2.1 FOR LAYOUT AND LENGTH OF EACH FENCE TYPE.

1. FENCING CONTRACTOR SHALL STAKE FENCE AND WALL LOCATIONS AND RECEIVE ARCHITECT'S APPROVAL PRIOR TO INSTALLATION.
2. ALL FENCE RAILS SHALL BE SET HORIZONTAL. STEP FENCE IN 4" INCREMENTS TO MAKE UP GRADE CHANGE.
3. CONTRACTOR SHALL USE 8' ORNAMENTAL IRON FENCE DETAIL FOR 6' ORNAMENTAL IRON FENCE DETAIL. CONTRACTOR SHALL TAKE 2' DIFFERENCE OUT OF MIDDLE SECTION.
4. CONTRACTOR MAY SUBSTITUTE A PREMANUFACTURED ORNAMENTAL IRON FENCE IN LIEU OF IRON FENCE DETAILED ON DRAWINGS. FENCE STYLE SHALL HAVE SIMILAR ELEMENTS AND MUST HAVE APPROVAL OF ARCHITECT. CONTRACTOR SHALL SUBMIT PRODUCT DATA FOR APPROVAL.
5. CONTRACTOR SHALL SUBSTITUTE ALL 6' ORNAMENTAL IRON FENCING FOR 6' HT. GALVANIZED CHAIN LINK WITH 3 STRANDS OF BARBED WIRE (7' TOTAL HT.) CONTRACTOR SHALL BID SUBSTITUTION AS "DEDUCTIVE ALTERNATIVE B."

③ TYPICAL 8' FENCE - POST TO POST DETAIL
SCALE: 1/2" = 1'-0"

8' ORNAMENTAL IRON FENCING DETAILS



NORTHWEST SEWER TREATMENT PLANT NO. 3
Professional Engineering Consultants, P.A.
BROWN AND CALDWELL

No.	Revision	By	Date
NORTHWEST SEWER IMPROVEMENTS PROGRAM MANAGEMENT INSERT CITY PROJECT NAME HERE			
8' ORNAMENTAL IRON FENCE DETAILS			
303 S. TOPEKA • WICHITA, KANSAS 67202 316-262-2691 • FAX 316-262-3003			
Designed by	Job No. 34-99452-5	Sht. SP2.3 of 20	
Drawn by	Date JUNE 11, 2001		