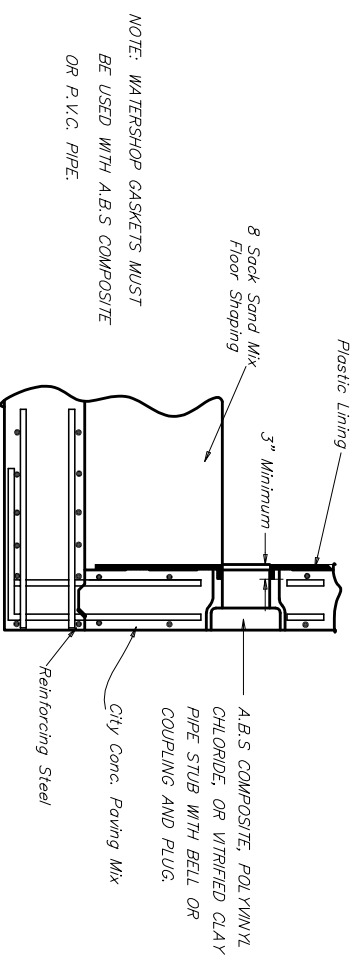


R.C.P. CONNECTION DETAIL

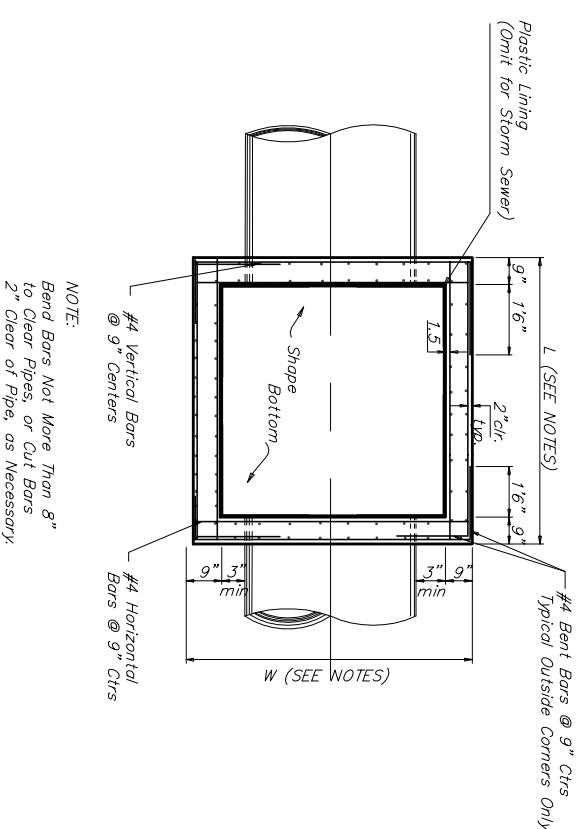
SANITARY SEWER ONLY



PIPE STUB DETAIL

SANITARY SEWER ONLY

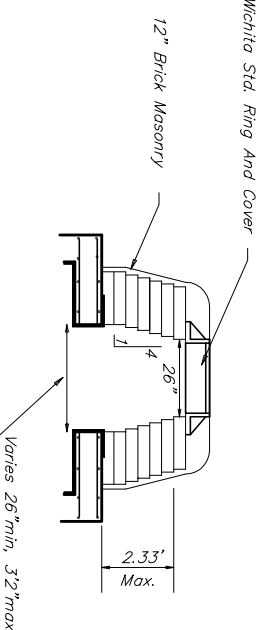
NOTE: WATERSHOP GASKETS MUST BE USED WITH A.B.S. COMPOSITE OR P.V.C. PIPE.



TOP VIEW

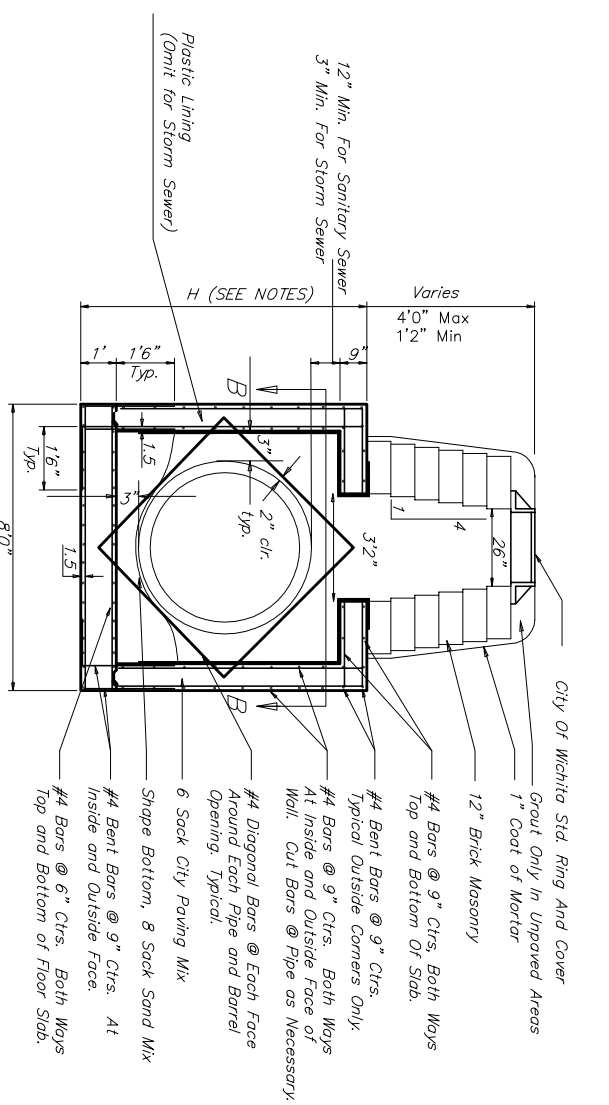
GENERAL NOTES:

- MORTAR USED IN MASONRY CONSTRUCTION SHALL CONTAIN 8 SACKS OF CEMENT PER CUBIC YARD. CONCRETE USED IN MANHOLE WALLS AND BASES SHALL CONFORM TO THE REQUIREMENTS FOR CONCRETE PAVEMENT CONSTRUCTION AS SPECIFIED IN THE CITY STANDARD PAVING SPECIFICATIONS, USING CITY CONCRETE PAVEMENT MIX WITHOUT AIR ENTRAINING ADMIXTURE. MORTAR SHALL BE PLACED AROUND THE MANHOLE RING AS SHOWN ON THE DRAWINGS WHEN MANHOLES ARE CONSTRUCTED IN UNPAVED AREAS. COMPLETED MANHOLE SHALL BE WITHOUT LEAKS AND WATER TIGHT.
- THE FLOORS OF ALL MANHOLES SHALL BE SHAPED WITH FLOW CHANNELS SUCH THAT THE MANHOLES WILL BE SELF-CLEANING. USING 8-SACK SAND MIX CONCRETE. FLOW CHANNELS SHALL BE FORMED TO MATCH THE BOTTOM HALVES OF THE INFLOWING PIPES AND THE OUTFLOWING PIPE. MANHOLE FLOORS SHALL HAVE SLOPES OF 3 INCHES PER FOOT IN THE AREAS OUTSIDE OF THE FLOW CHANNELS SLOPED TOWARD THE FLOW CHANNELS.
- MANHOLE COVER CASTINGS AND MANHOLE FRAME CASTINGS SHALL CONFORM TO THE REQUIREMENTS AS INDICATED IN THE STANDARD SPECIFICATIONS AND AS SHOWN IN THE STANDARD DETAIL DRAWING.
- THE ENDS OF ALL PIPES IN MANHOLES SHALL BE CUT OFF FLUSH WITH THE INSIDE FACE OF MANHOLE WALL.



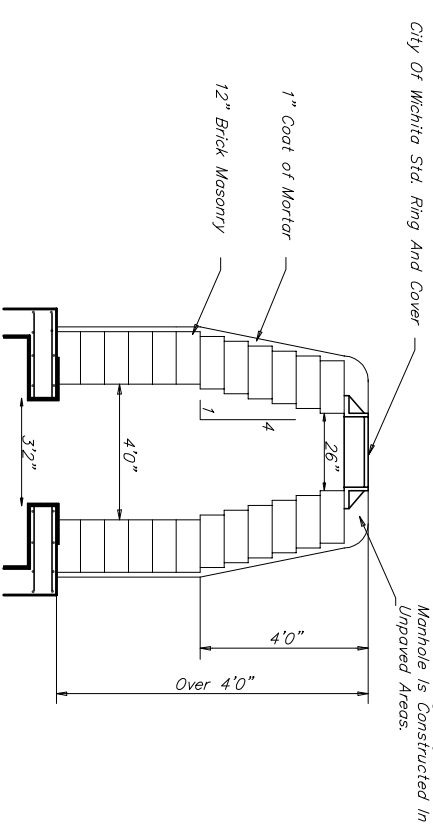
REINFORCED CONCRETE MANHOLE

MANHOLE STACK LESS THAN 2.33'



REINFORCED CONCRETE MANHOLE

MANHOLE STACK 2.33' TO 4'0"



REINFORCED CONCRETE MANHOLE

MANHOLE STACK OVER 4'0"

<p>THE CITY OF WICHITA</p>		<p>REINFORCED CONCRETE MANHOLE</p>	
<p>CITY ENGINEER'S OFFICE</p> <p>CITY HALL - SEVENTH FLOOR WICHITA, KANSAS 67202 (316) 946-1490 (316) 585-1141 fax</p>		<p>JIM ARMOUR P.E. - CITY ENGINEER</p>	
<p>PROJECT NUMBER</p> <p>468-84339</p>		<p>CSA #</p> <p>751448</p>	
<p>DATE</p> <p>APRIL 99</p>		<p>SHEET</p> <p>21 OF 22</p>	