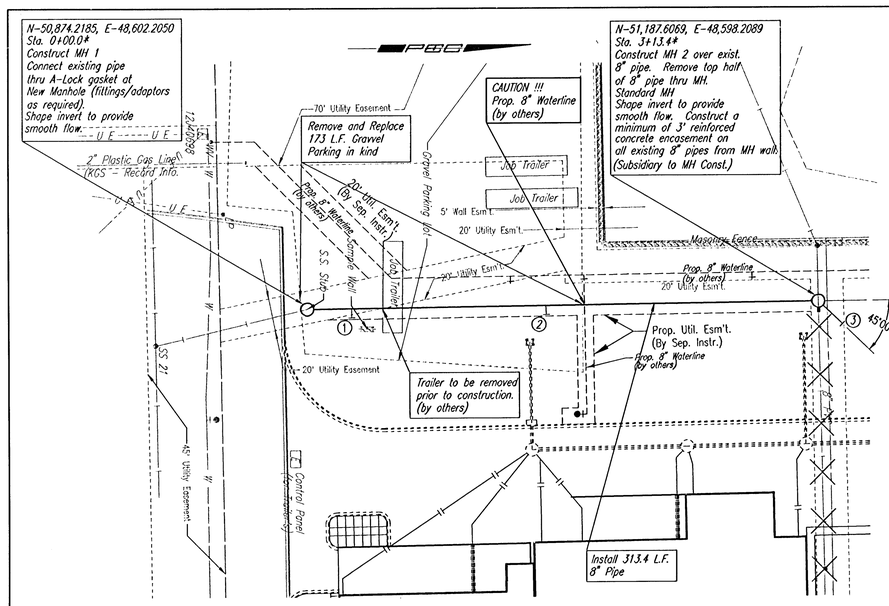

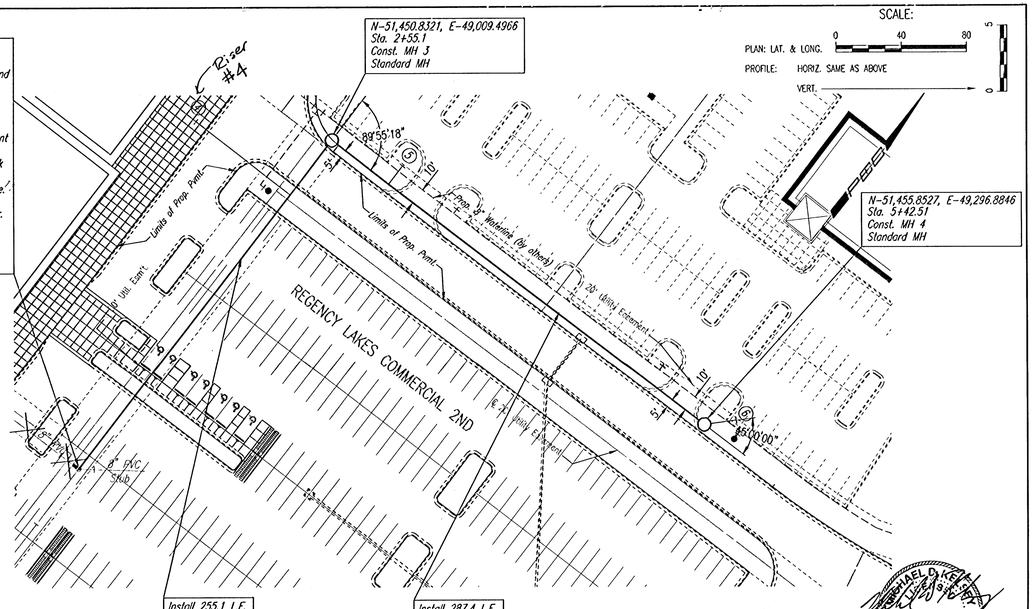

**Contractor shall remove existing concrete cone, rings, and frame.
Contractor shall remove barrel section and replace with one of adequate size. Contractor may reuse cone, rings/frame and cover if the items are not damaged and are considered acceptable by the Field Engineer.

FOR PLAT COORDINATES SEE SHEET NO. 3

* PRIOR TO BEGINNING CONSTRUCTION, THE CONTRACTOR SHALL EXCAVATE THE EXISTING 8" PIPE AT SANITARY SEWER STATION 0+00.0 AND SANITARY SEWER STATION 3+13.41 TO VERIFY ITS HORIZONTAL AND VERTICAL LOCATION. THE PIPE LOCATION SHALL BE REPORTED TO THE ENGINEER SO THAT ANY NECESSARY PLAN MODIFICATIONS CAN BE MADE. ANY ADDITIONAL LABOR OR MATERIALS NECESSARY TO COMPLETE THE CONNECTION SHALL BE CONSIDERED SUBSIDIARY TO THE PROJECT.

Denotes Sanitary Sewer to be abandoned in place.

Denotes pipe plug to be installed by contractor.

THE CONTRACTOR SHALL VERIFY ALL MANHOLE RIM ELEVATIONS WITH FINAL PAVEMENT ELEVATIONS. WHEN LOCATED IN PAVED AREAS, ALL MANHOLE RIMS ARE TO BE FLUSH WITH THE TOP FINAL PAVEMENT. COORDINATE WITH PAVING CONTRACTOR AND PROVIDE FIELD ADJUSTMENTS AS REQUIRED.

SANITARY SEWER LINE NO. 1

SANITARY SEWER LINE NO. 2

DENOTES SEWER SERVICE SEE SHEET NO. 7 FOR SEWER SERVICE SCHEDULE AND DETAILS

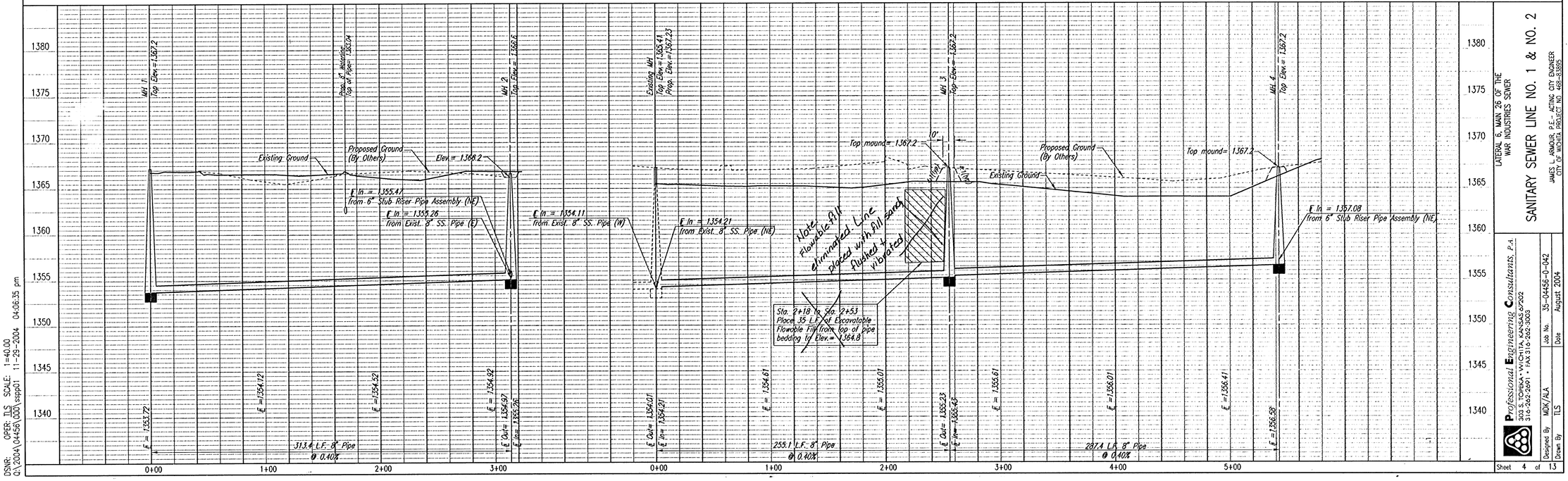

PLAN		BY	DATE
	CHECKED		
	CHECKED		

PROFILE		BY	DATE
	CHECKED		
	CHECKED		

DSNR: OPER: TLS SCALE: 1=40.00
C:\2004\04456\000\sspp01 11-29-2004 04:06:35 pm

LATERAL 6, MAIN 26 OF THE WAR INDUSTRIES SEWER

SANITARY SEWER LINE NO. 1 & NO. 2

JAMES L. ARMOUR, P.E. – ACTING CITY ENGINEER
CITY OF WICHITA PROJECT NO. 468-83895

MICHAEL D. KEPLER LICENSED 13944 KANSAS PROFESSIONAL ENGINEER

Professional Engineering Consultants, P.A.
303 S. TOPEKA • WICHITA, KANSAS 67202
316-262-2691 • FAX 316-262-3003

Designed By MDK/ALA Job No. 35-04456-0-042
Drawn By TLS Date August 2004

Sheet 4 of 13