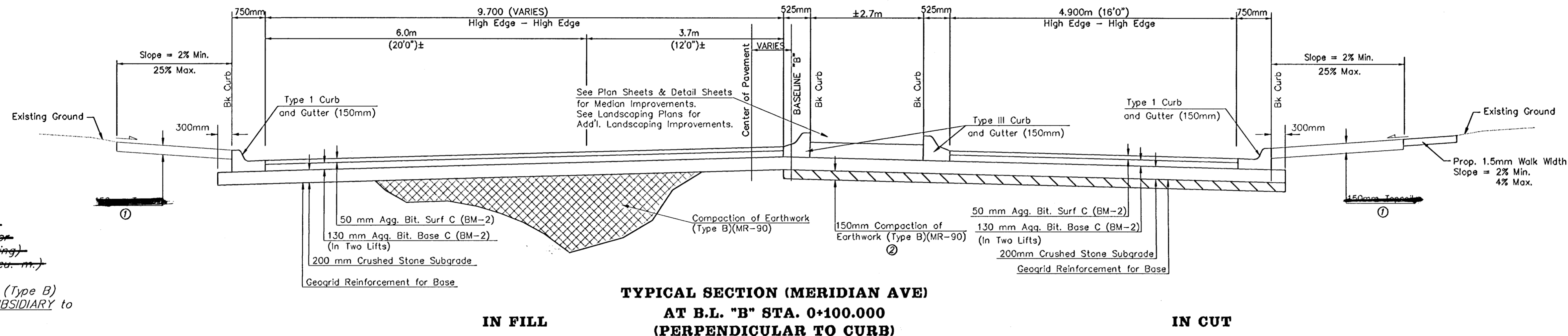
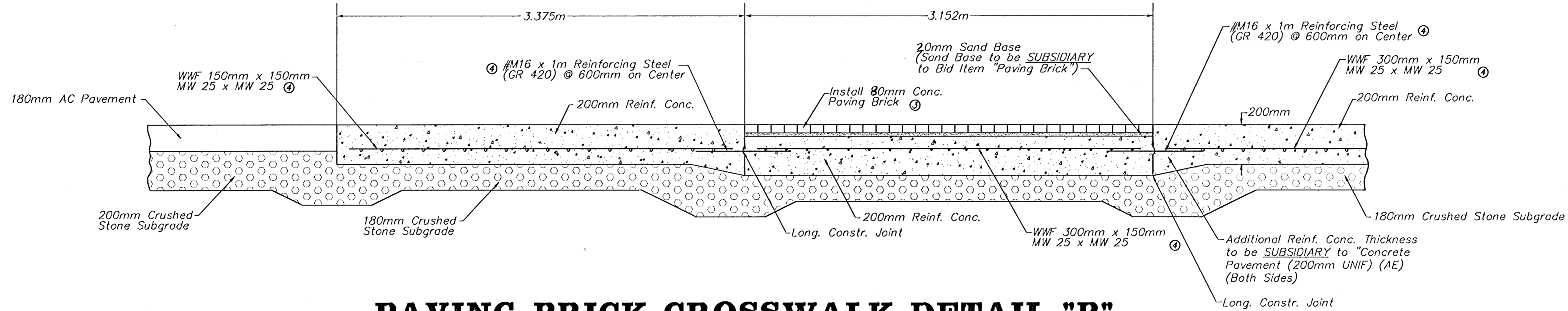


TYPICAL PAVEMENT SECTION

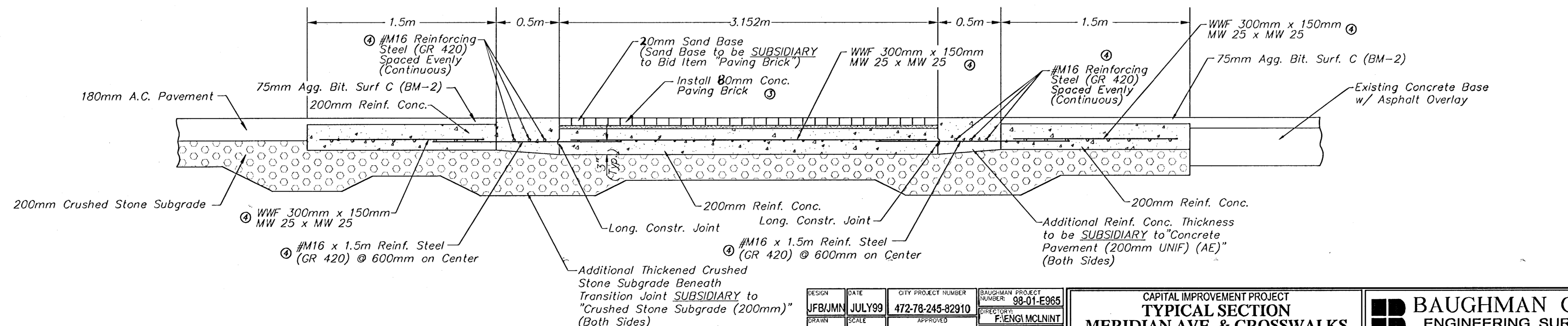


- NOTES:**
- ① Contractor is Responsible for Installing 150mm Topsoil Within Areas that will be Planted (Prior to the Installation of Landscaping) Paid for as "Placing Topsoil" (cu. m.)
 - ② 150 mm Subgrade Compaction (Type B) (MR-90) in Cut Sections is *SUBSIDIARY* to Other Earthwork Items.
 - ③ Brick Color, Pattern, & Style as Per Brick Crosswalk Plan on Sheet 15. Paving Brick by *PAVESTONE PAVERS* or Approved Equal.
 - ④ Reinforcing Steel & Mesh to be *SUBSIDIARY* to bid item "Concrete Pavement (200mm)(UNIF)(AE)"

PAVING BRICK CROSSWALK DETAIL "A"



PAVING BRICK CROSSWALK DETAIL "B"



METRIC

DESIGN JFB/JMN	DATE JULY99	CITY PROJECT NUMBER 472-78-245-82910	BAUGHMAN PROJECT NUMBER 99-01-E965	CAPITAL IMPROVEMENT PROJECT TYPICAL SECTION MERIDIAN AVE. & CROSSWALKS CENTRAL & MCLEAN INTERSECTION IMPROVEMENTS	BAUGHMAN COMPANY P. A. ENGINEERING, SURVEYING, & PLANNING 319-262-7271 • 315 ELLIS • WICHITA, KANSAS 67211	SHEET 5 OF 40
DRAWN KWR	SCALE NONE	APPROVED JFB	REGISTERED PROFESSIONAL ENGINEER P. ENGLI/MCLINT TYPSEC2.DWG			