

## LIGHTING FIXTURE SCHEDULE

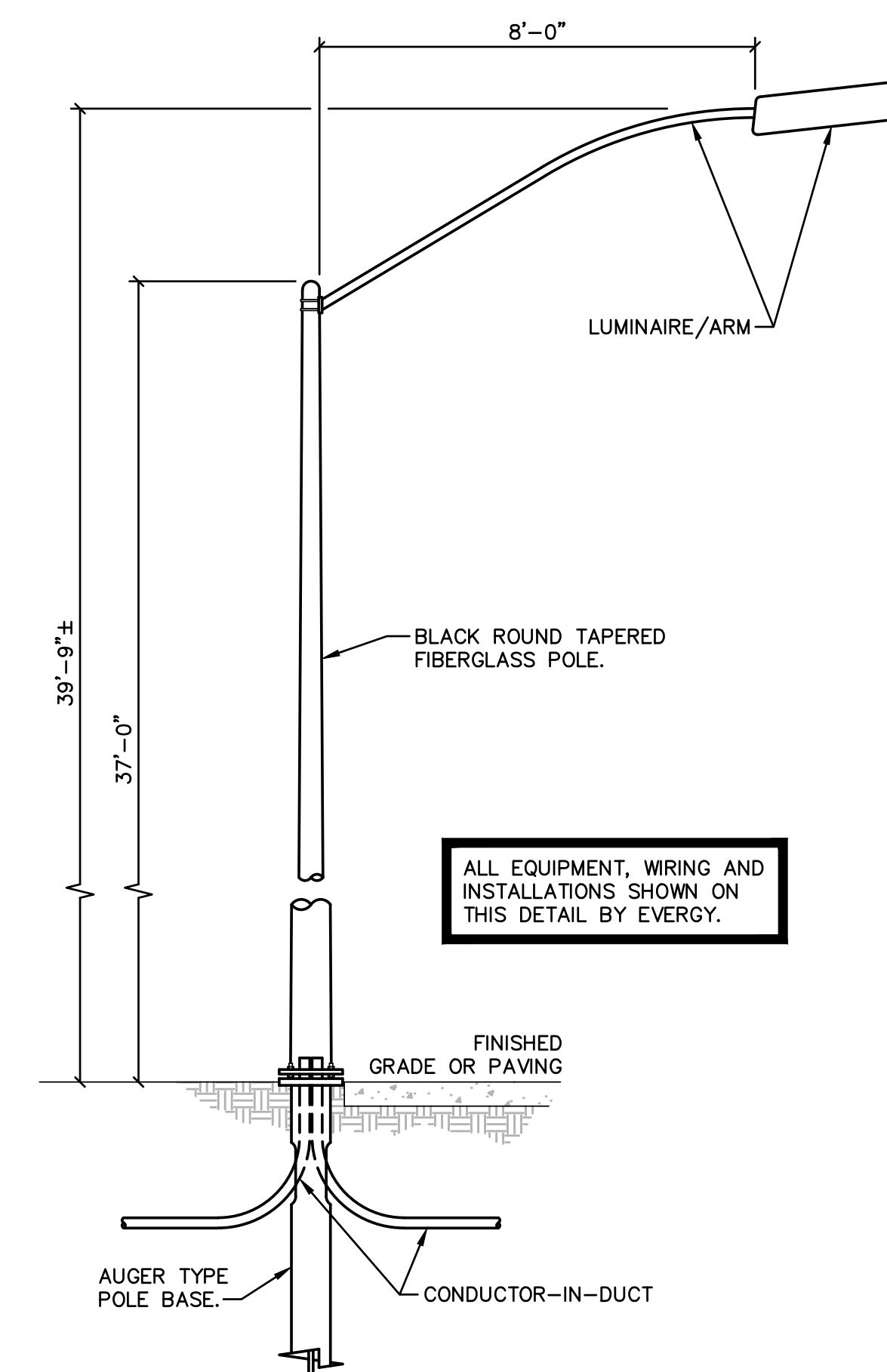
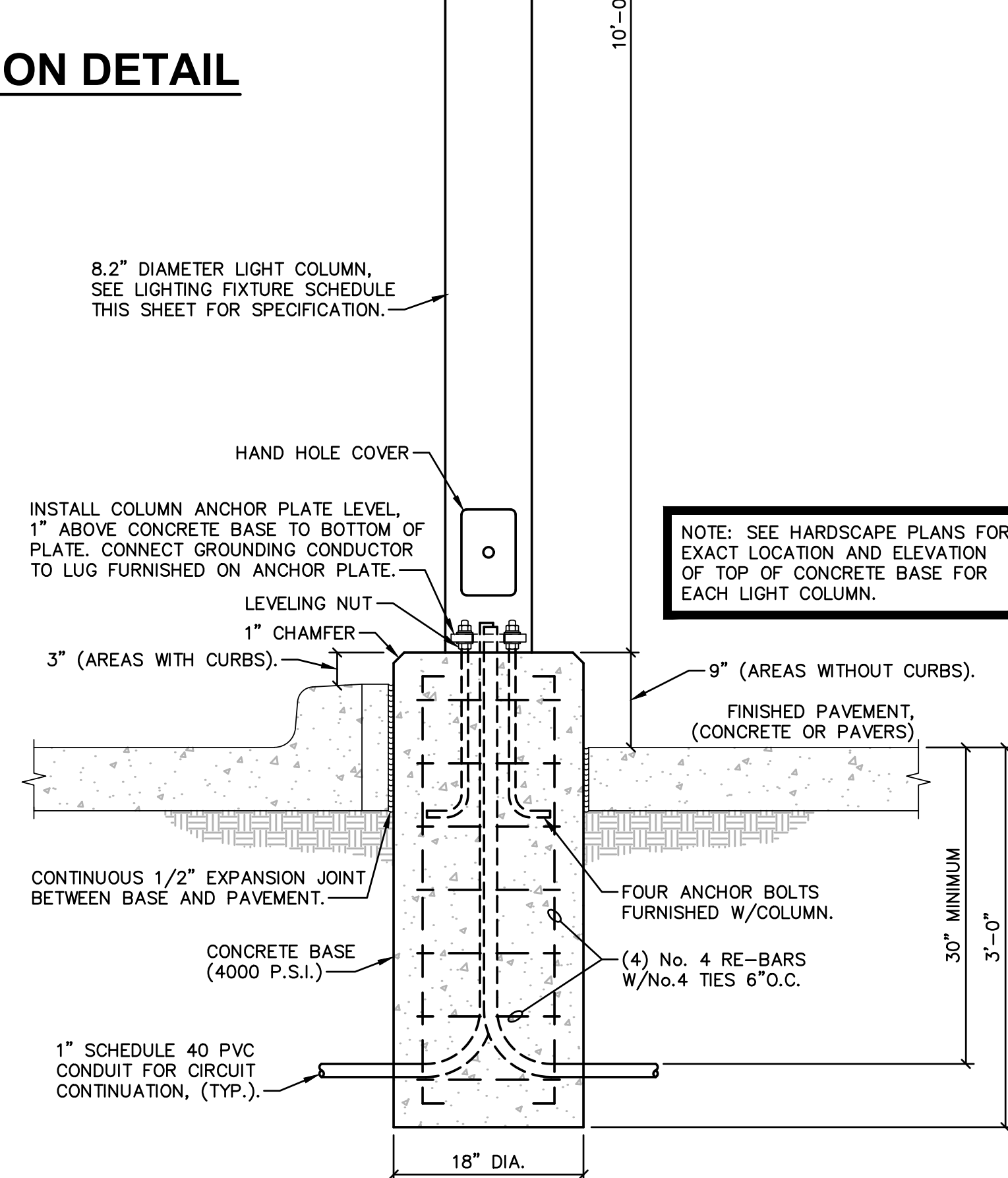
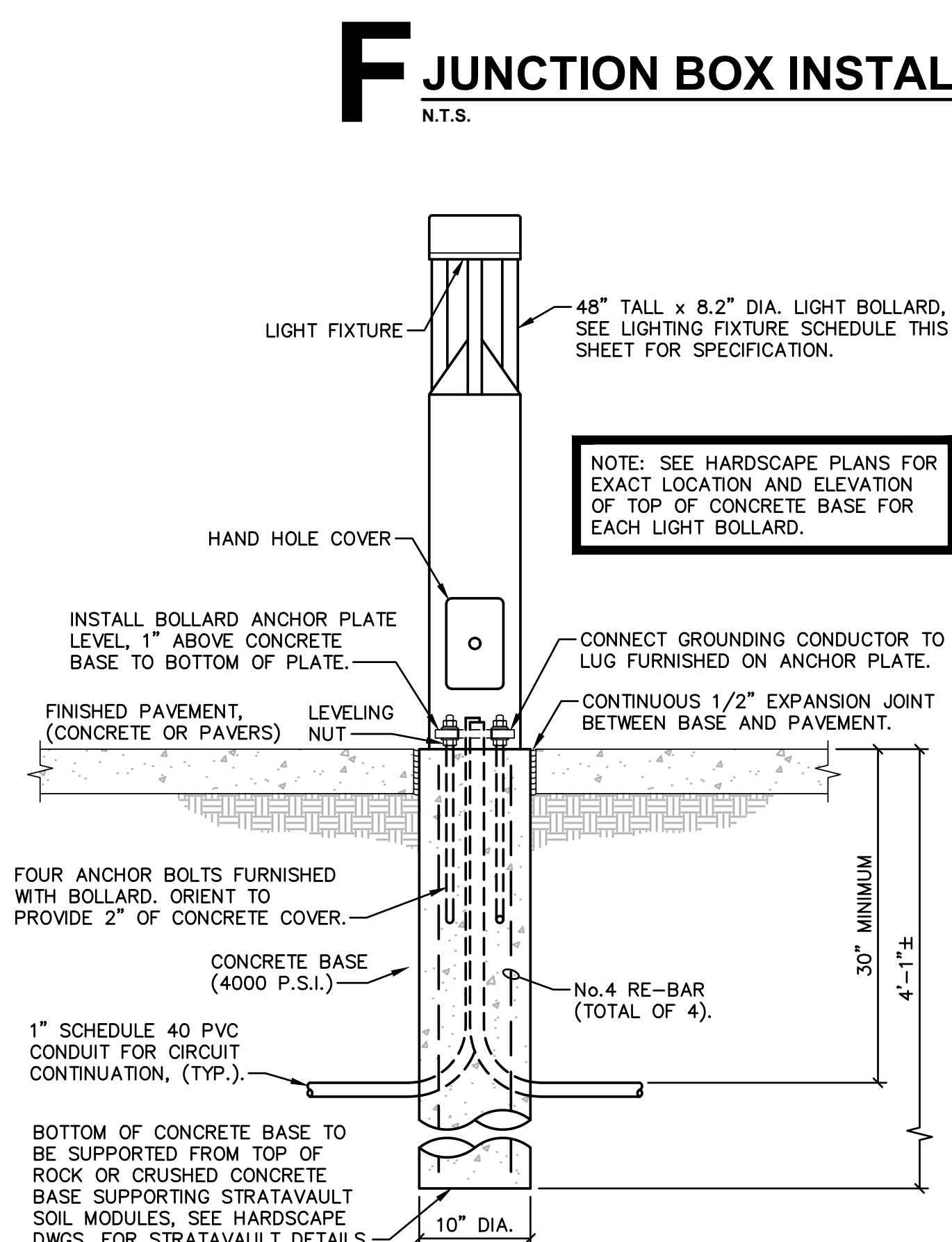
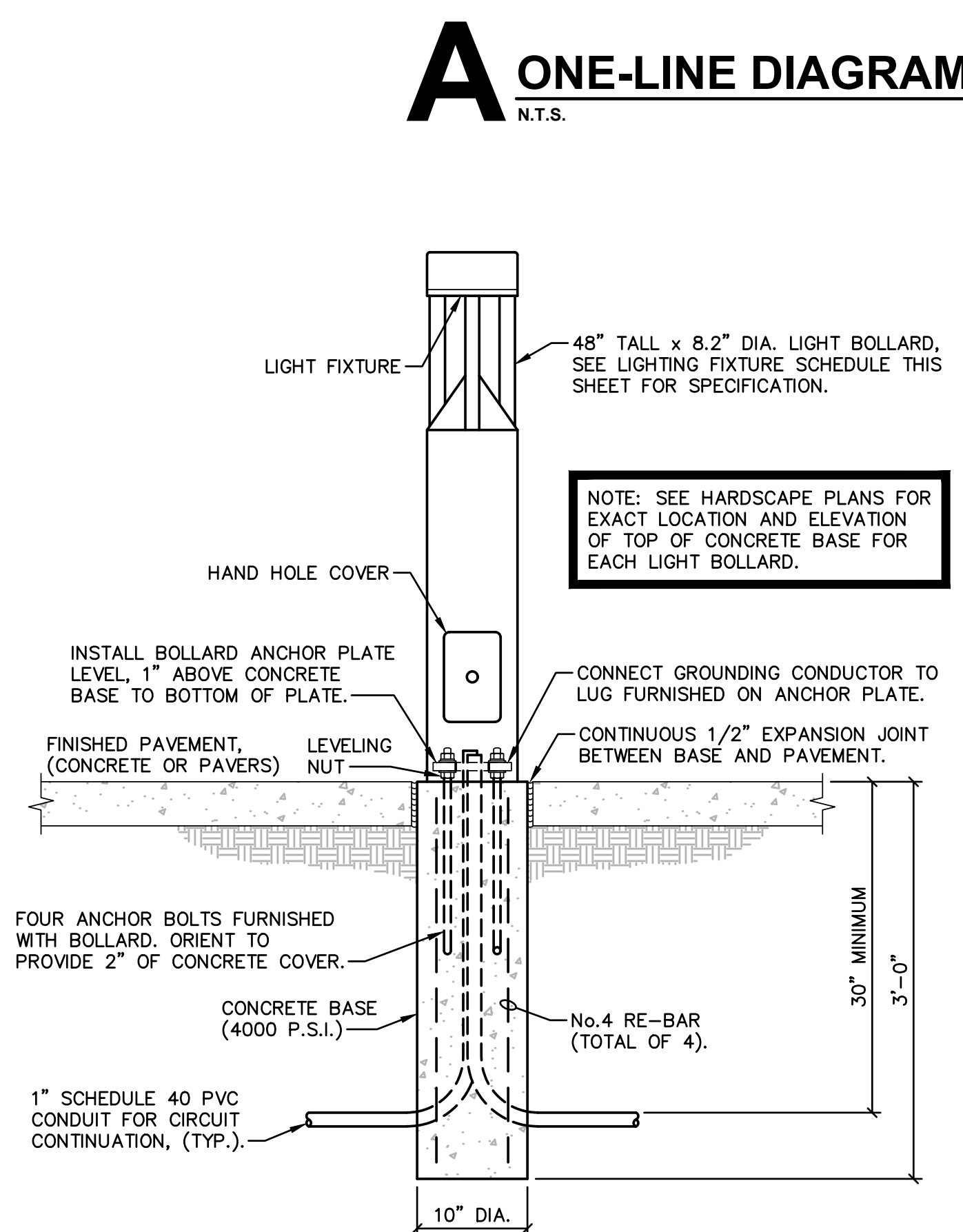
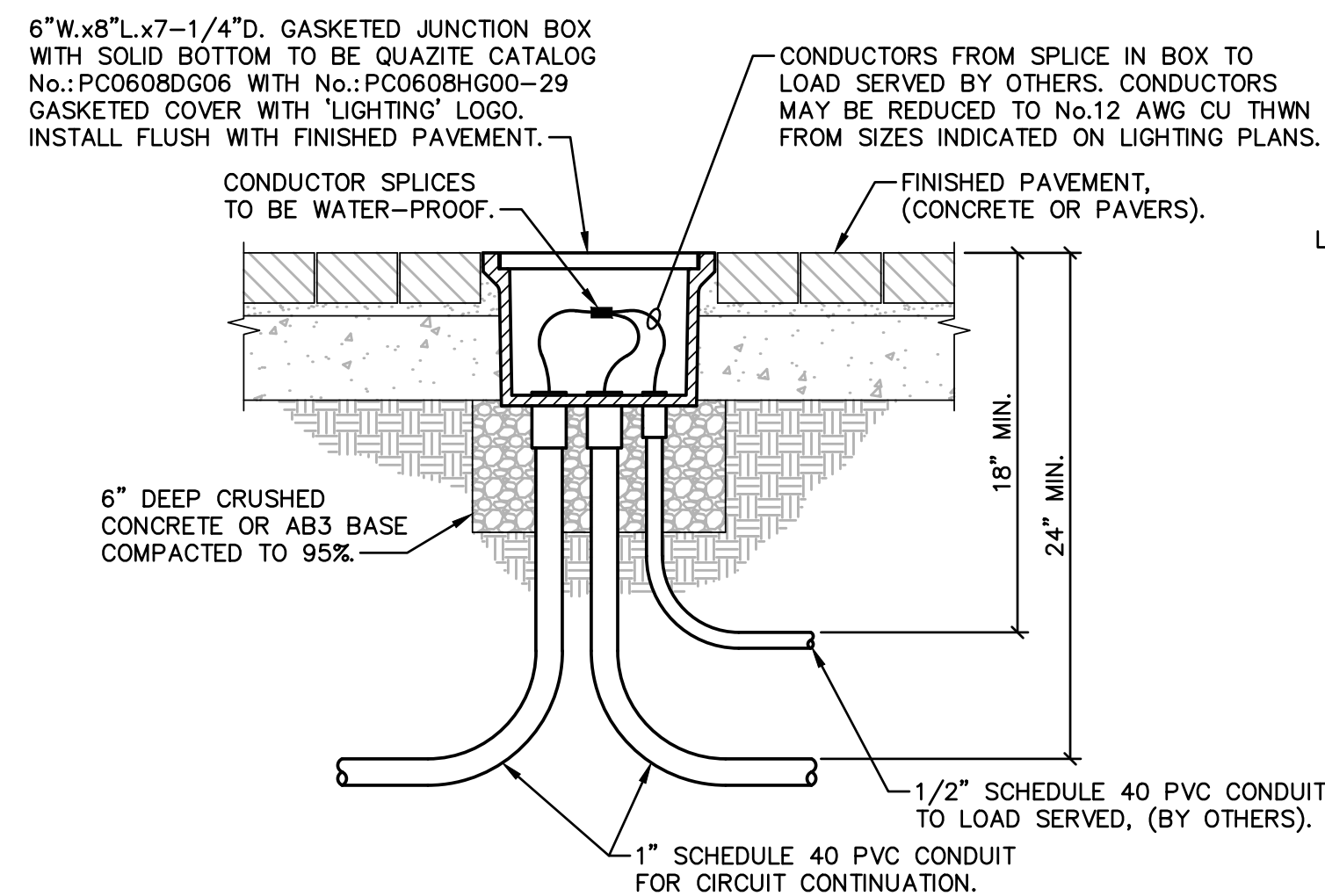
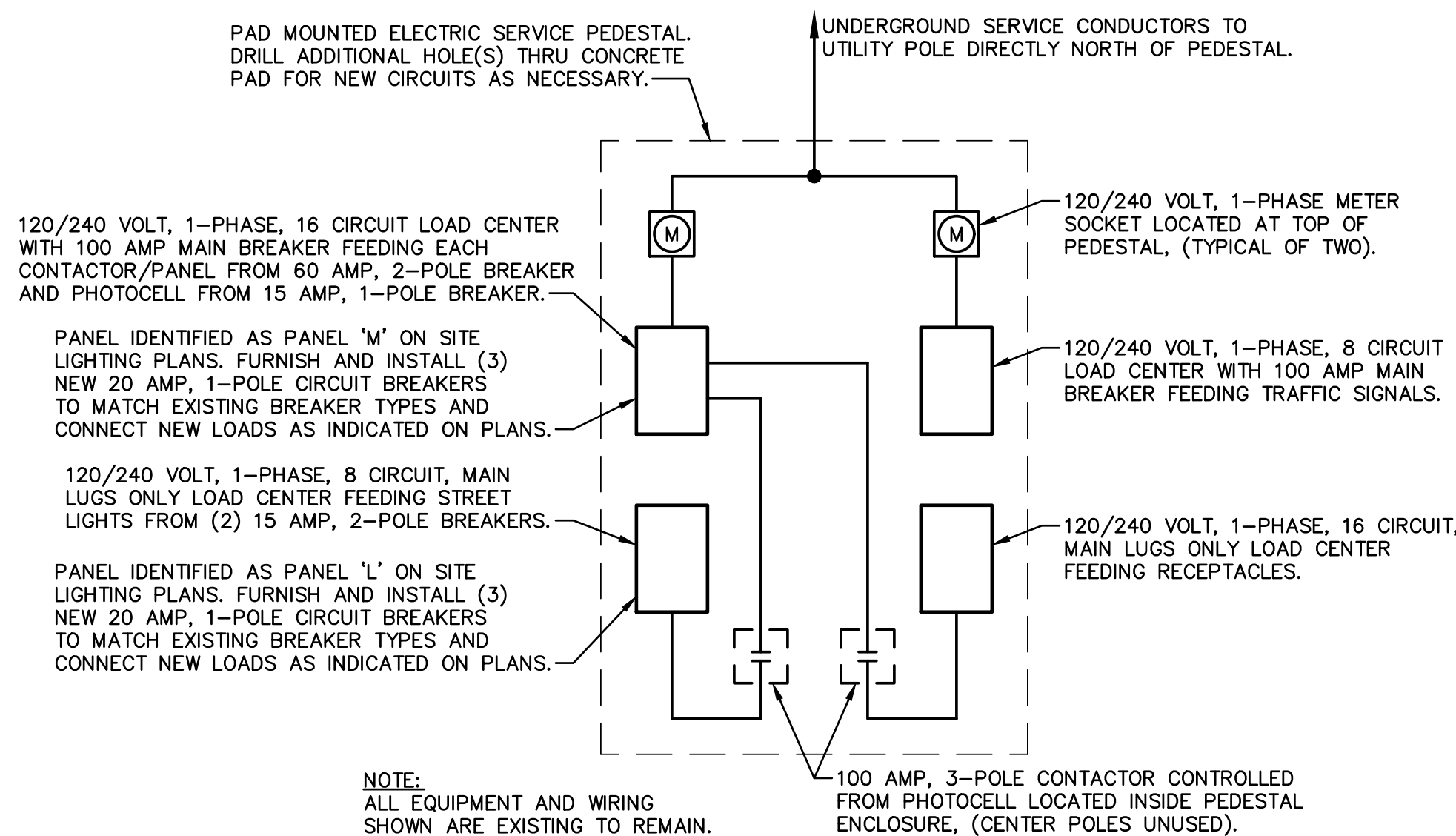
| LETTER DESIG. | MANUFACTURER  | CATALOG NUMBER                         | VOLTAGE | LAMPS |                 | MOUNTING                   | FINISH TRIM           | TOTAL VA | REMARKS   |
|---------------|---|--|---------|-------|-----------------|----------------------------|-----------------------|----------|---|
|               |   |  |         | NO.   | TYPE            |                            |                       |          |   |
| A             | WILLIAMS  | WPCL-L30/840-BZ-SP10-DIM-UNV           | 120     | -     | L.E.D.'S W/UNIT | WALL                       | BRONZE                | 30       |   |
| B             | STERNBERG   | RT4-48IN-26L-30-T3-MDL03-CA-USLT       | 120     | -     | L.E.D.'S W/UNIT | SEE DETAIL 'B' THIS SHEET. | URBAN SILVER TEXTURED | 40       | FURNISH WITH 5/8" DIA. x 18"L x 3" HOOK ANCHOR BOLTS. |
| C             | STERNBERG   | RT4-48IN-26L-30-T3-MDL03-CA-USLT       | 120     | -     | L.E.D.'S W/UNIT | SEE DETAIL 'C' THIS SHEET. | URBAN SILVER TEXTURED | 40       | FURNISH WITH 5/8" DIA. x 18"L x 3" HOOK ANCHOR BOLTS. |
| D             | STERNBERG   | PT-10FT-RT403-26L-30-T2-MDL03-SV2-USLT | 120     | -     | L.E.D.'S W/UNIT | SEE DETAIL 'D' THIS SHEET. | URBAN SILVER TEXTURED | 40       |   |
| F             | (1) 87 WATT/L.E.D. 'COBRA-HEAD' LUMINAIRE WITH I.E.S. TYPE II DISTRIBUTION MOUNTED ON BLACK 8' LONG x 33" RISE ARM. |  |         | -     | L.E.D.'S W/UNIT | SEE DETAIL 'E' THIS SHEET. | BLACK                 | 100      |   |

## SYMBOL LIST

| SYMB. | DESCRIPTION   | MOUNTING OR AS INDICATED  |
|-------|---|---------------------------|
| Ⓚ     | LIGHTING FIXTURE WITH LETTER DESIGNATION                        | WALL                      |
| Ⓚ     | BOLLARD OR COLUMN LIGHTING FIXTURE WITH LETTER DESIGNATION      | CONCRETE BASE             |
| F     | POLE, ARM AND (1) LIGHTING FIXTURE WITH LETTER DESIGNATION      | AUGER BASE, (BY EVERY)    |
| Ⓜ     | JUNCTION BOX - SEE DETAIL 'F' THIS SHEET                        | FLUSH WITH GRADE/PAVEMENT |
| —     | 'HOME RUN' W/1 HOT, NEUTRAL & GROUND                            | EARTH                     |
| —     | CONDUIT RUN W/1 HOT, NEUTRAL & GROUND                           | EARTH                     |
| —     | CONDUCTOR-IN-DUCT (FURNISHED, INSTALLED AND CONNECTED BY EVERY) | EARTH                     |

### GENERAL NOTES:

- ALL RACEWAYS TO BE 1" TRADE SIZE MINIMUM UNLESS OTHERWISE NOTED ON THE DRAWINGS.
- RACEWAYS INSTALLED BELOW GRADE TO BE SCHEDULE 40 PVC. MINIMUM BURIAL DEPTH TO BE 30" BELOW FINISHED GRADE/PAVING UNLESS NOTED OTHERWISE ON THE DRAWINGS.
- RACEWAYS INSTALLED ABOVE FINISHED GRADE/PAVING TO BE RIGID GALVANIZED STEEL (RGS).
- RACEWAYS SHALL NOT BE ROUTED BELOW NEW PLANTER BEDS ALONG ST. FRANCIS AVE. SEE LIGHTING PLANS FOR PLANTER BED LOCATIONS.
- CONTRACTOR SHALL PROVIDE ALL TRENCHING AND BACKFILL REQUIRED FOR INSTALLATION OF UNDERGROUND RACEWAYS.
- REFERENCE CIVIL DRAWINGS AND SPECIFICATIONS FOR TRENCHING AND BACKFILL REQUIREMENTS.
- LOCATE ALL EXISTING UNDERGROUND UTILITIES PRIOR TO TRENCHING. REPAIR OF ANY UTILITIES DAMAGED DURING CONSTRUCTION SHALL BE THE RESPONSIBILITY OF THIS CONTRACTOR INCLUDING ALL MATERIALS, LABOR AND UTILITY COMPANY FEES. REPAIRS SHALL HAVE WRITTEN APPROVAL OF RESPECTIVE UTILITY COMPANY PRIOR TO BEING BACKFILLED.
- ALL CONDUCTORS TO BE COPPER, No.10 AWG MINIMUM WITH TYPE THWN INSULATION.
- NUMERALS ADJACENT TO WIRE SYMBOLS ON LIGHTING PLANS INDICATE INCREASED CONDUCTOR SIZES REQUIRED IN CONDUIT RUN.
- LIGHTING FIXTURES TYPE 'F' AND 'G' TO BE FURNISHED AND INSTALLED BY EVERY INCLUDING ALL ASSOCIATED POLES, ARMS AND WIRING.
- ELECTRIC UTILITY CONTACT: EVERY  
MR. JEREMY LANE  
PHONE: (785) 508-2703
- CONDUIT & CONDUCTORS SHOWN ON LIGHTING PLANS FROM JUNCTION BOXES TO: BENCH LIGHTING FIXTURES, LIGHTED TOWER AND PARKING METERS BY OTHERS.



**TRANSYSTEMS**  
245 N. WACO  
SUITE 222  
WICHITA, KANSAS 67202  
MAIN: 316-303-3000  
WICHITA, KANSAS 67203  
FAX: 316-462-5629

**CONSULTANTS:**  
LK ARCHITECTURE, INC.  
345 RIVERVIEW  
SUITE 200  
WICHITA, KANSAS 67203  
PHONE: 316-268-0230

**COMMERCE & ST. FRANCIS  
STREET IMPROVEMENTS  
FROM WATERMAN TO KELLOGG**  
WICHITA, KANSAS  
CITY OF  
WICHITA

| REVISIONS: | MARK | DATE | DESCRIPTION |
|------------|------|------|-------------|
|            |      |      |             |
|            |      |      |             |
|            |      |      |             |
|            |      |      |             |
|            |      |      |             |
|            |      |      |             |
|            |      |      |             |
|            |      |      |             |
|            |      |      |             |

PROJ NO: 472-2021  
SCALE: -  
DATE: 12/13/23  
DESIGNED BY: S. Tucker  
DRAWN BY: S. Tucker  
CHECKED BY: -  
SHEET TITLE:  
**SYMBOL LIST, SCHEDULES AND DETAILS**  
SHEET NO.  
106  
SHEET 106 OF 163