

CONSULTANTS:

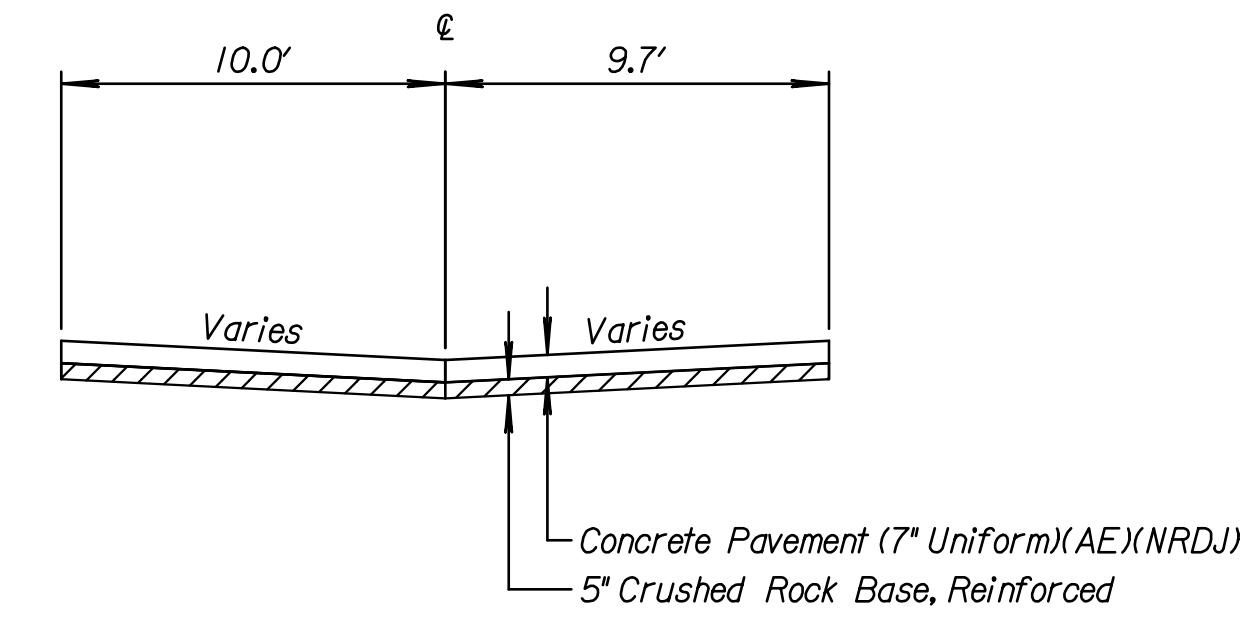
COMMERCE STREET & ST. FRANCIS
 AVENUE IMPROVEMENTS
 FROM WATERMAN TO KELLOGG
 WICHITA, KANSAS


REVISIONS:	MARK	DATE	DESCRIPTION

PROJ NO: 472-2021
 SCALE: N.T.S.
 DATE: 2/21/2024
 DESIGNED BY: DJK
 DRAWN BY: DJK
 CHECKED BY: MDB

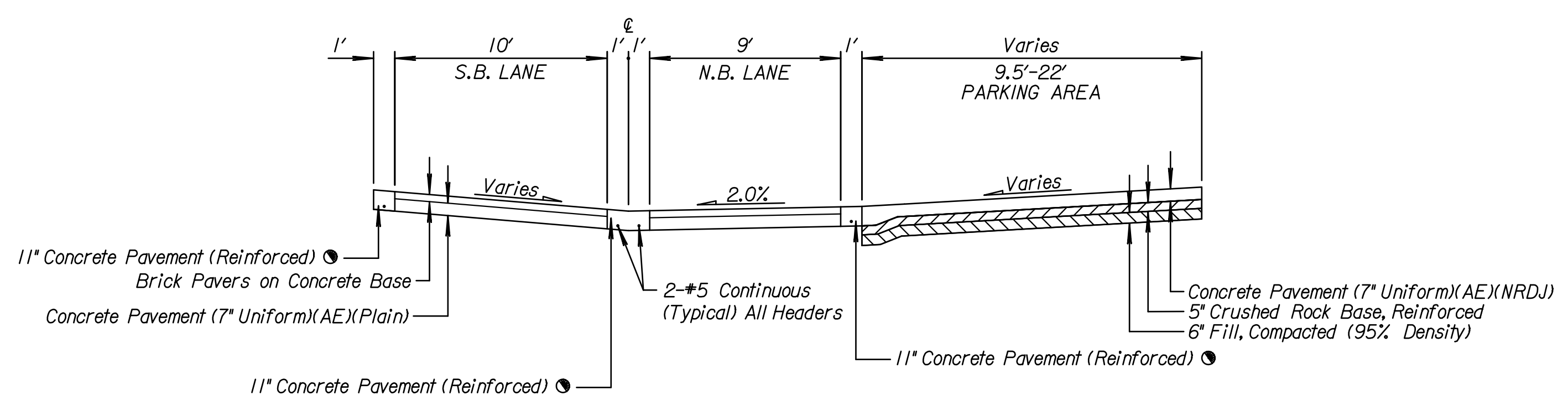
SHEET TITLE:
COMMERCE TYPICAL SECTIONS

SHEET NO.
5
 SHEET 5 OF 163

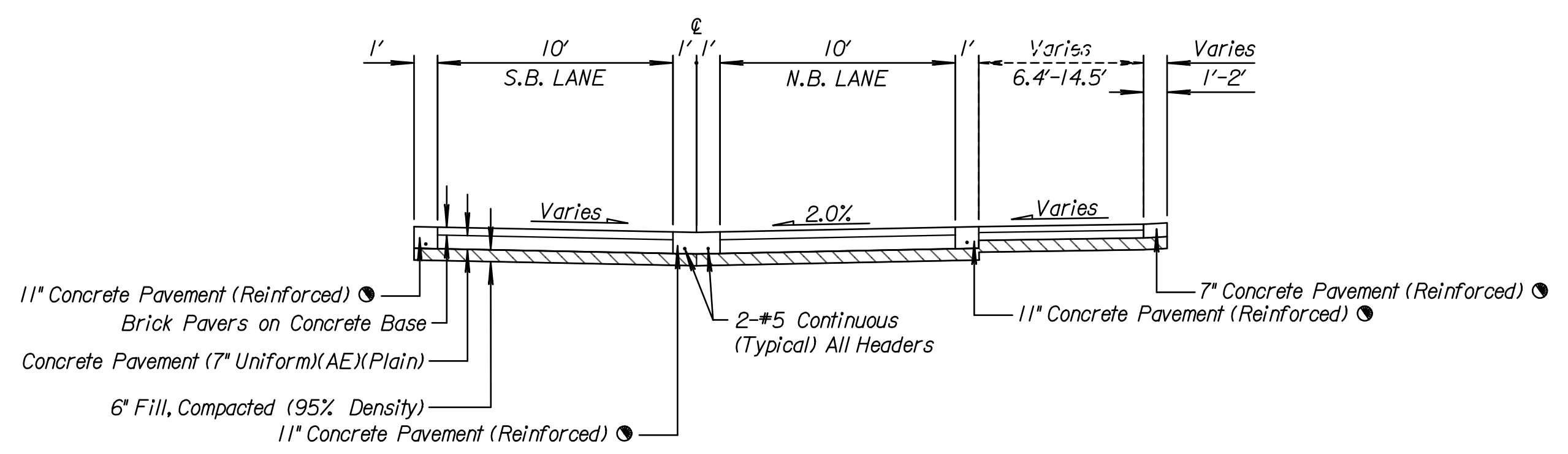


TYPICAL SECTION
 COMMERCE STREET
 Sta. 100+85.56 - Sta. 101+77.40

● Depth of concrete header to be equal to distance from top of subgrade to top of brick, minus 1/8".



TYPICAL SECTION
 COMMERCE STREET
 Sta. 101+77.40 - Sta. 103+08.58
 Sta. 103+52.00 - Sta. 105+02.98
 Sta. 106+87.00 - Sta. 107+47.50
 Sta. 107+91.31 - Sta. 108+17.08



TYPICAL SECTION
 COMMERCE STREET
 Sta. 105+02.98 - Sta. 106+67.85
 Sta. 106+67.85 - Sta. 106+87.00
 Sta. 107+47.50 - Sta. 107+91.31

Note:
 The sections shown are typical. See Plans and Cross Sections for variations.

Refer to Plans and Cross Sections for R/W and Easement dimensions.

Bottom 6" of Compaction is SUBSIDIARY. This includes but not limited to the compaction under the crushed rock based and curb & gutter.