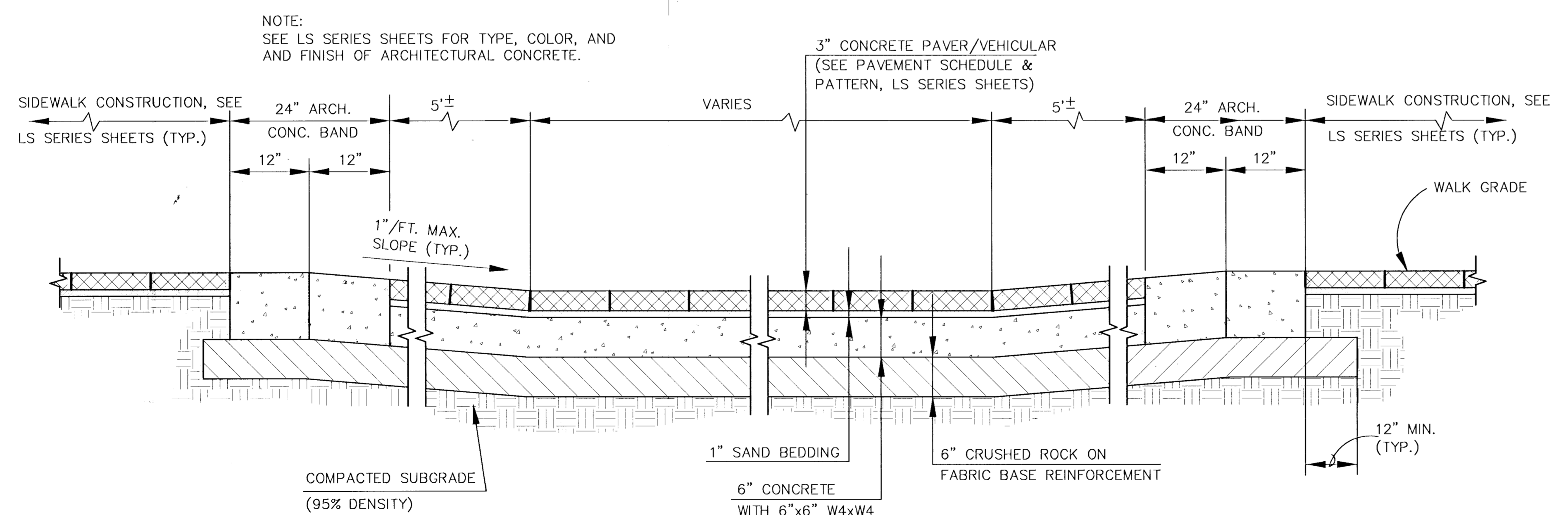
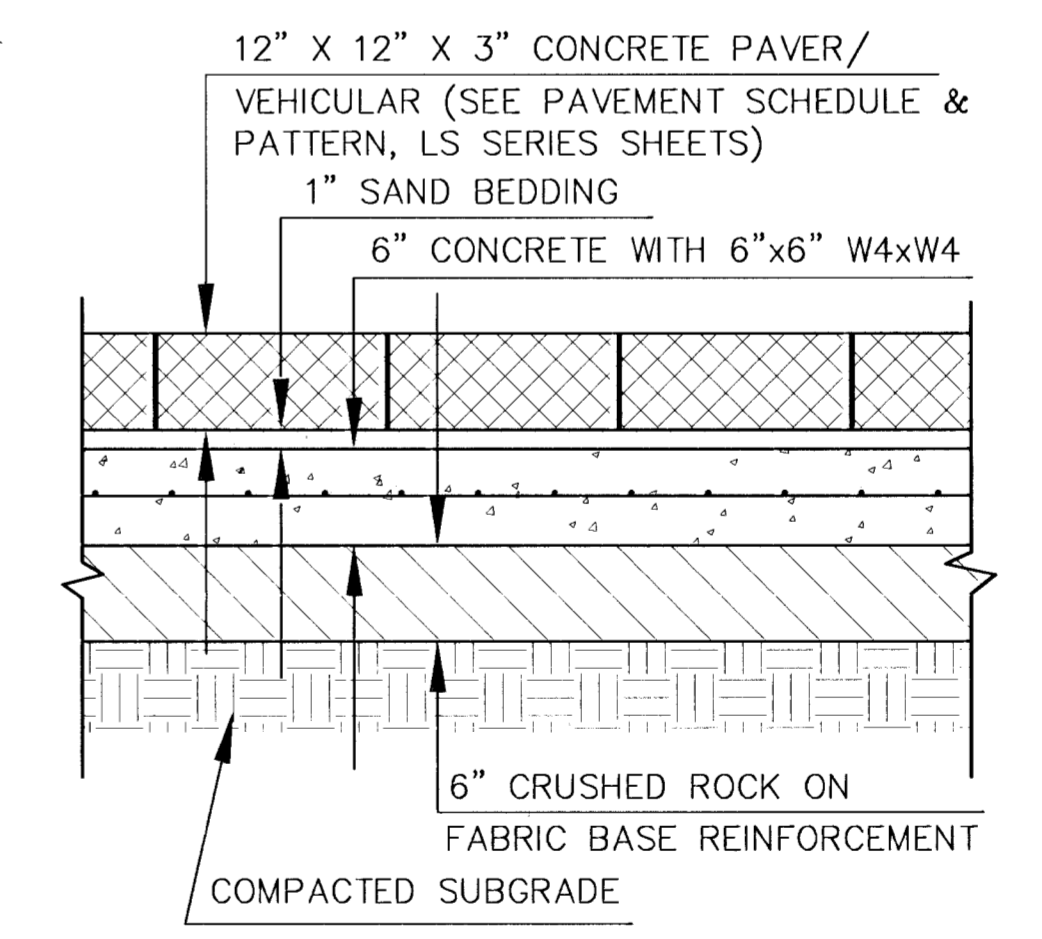


**TYPICAL ALLEY PAVING DETAIL**




**SECTION "A-A"**



**ENTRANCE PAVING DETAIL**  
(SEE STD. DRIVE ENTRANCE SHEET FOR ADDITIONAL DETAILS)

NOTE:  
SEE LS SERIES SHEETS FOR TYPE, COLOR, AND  
AND FINISH OF ARCHITECTURAL CONCRETE.

REVISED 4/99



**STREETSCAPES**  
PROJECT NAME

**ENTRANCE AND ALLEY PAVING DETAILS**  
SHEET TITLE

MID-KANSAS ENGINEERING  
CONSULTANTS, INC.  
411 N. WEBB ROAD  
WICHITA, KS. 67206  
316-684-9600

JTC  
DESIGN BY:

JTC  
DRAWN BY:

DCH  
CHECKED BY:

OCT. 1995  
DATE

92010  
JOB NO.

5 / 61  
SHEET/OF

6: CIVIL.DWG 10/30/95 10:41:11 AM Tue May 11 11:45:25:55 1999