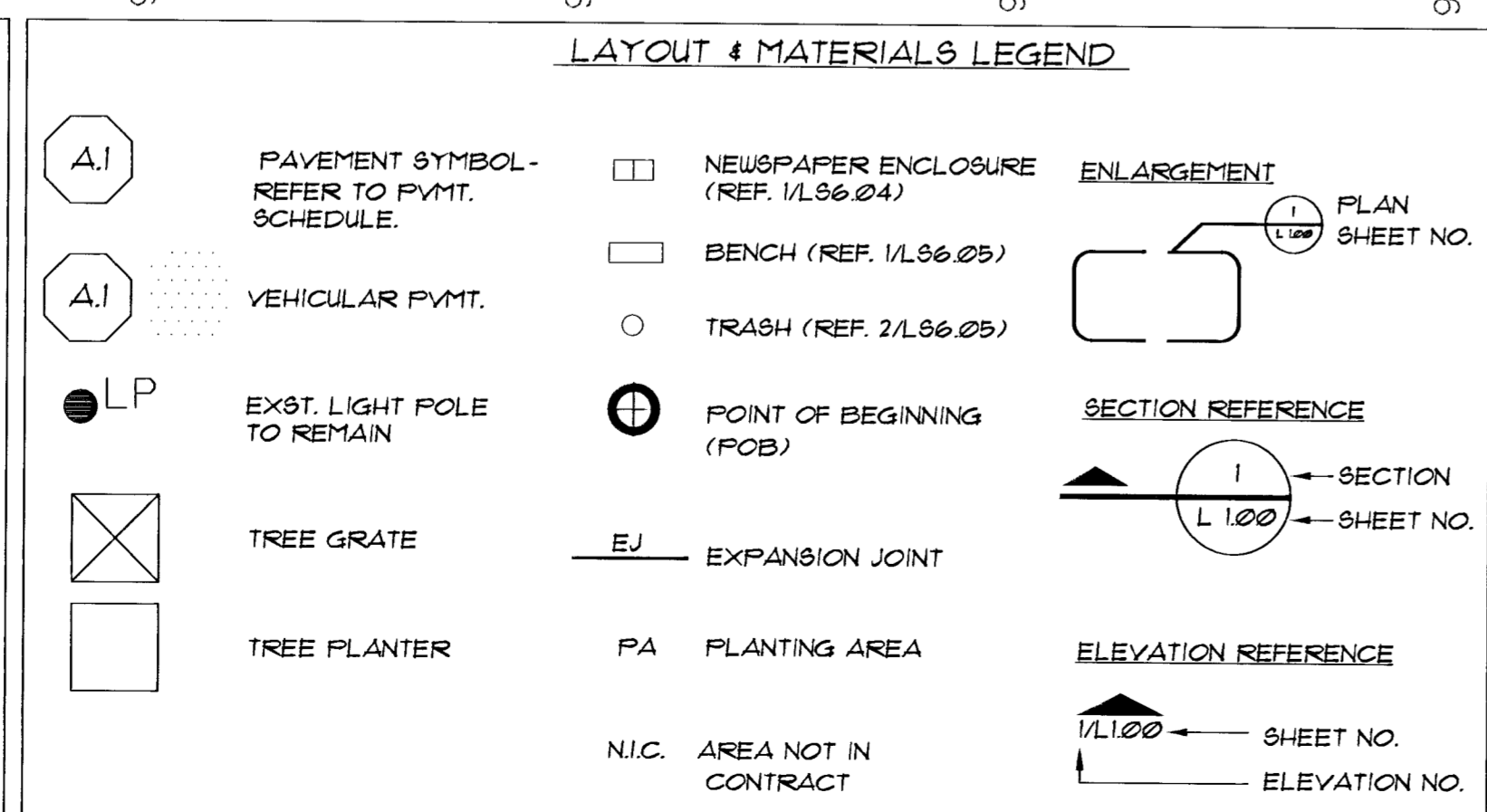
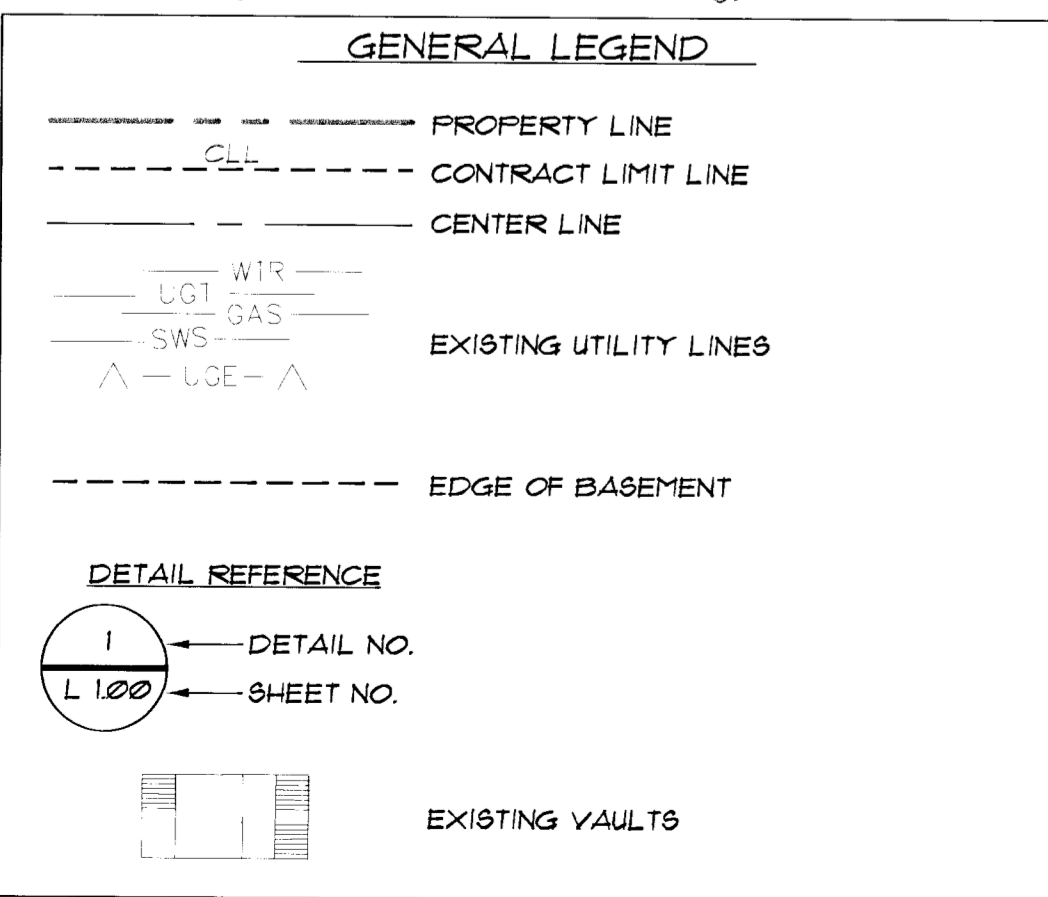
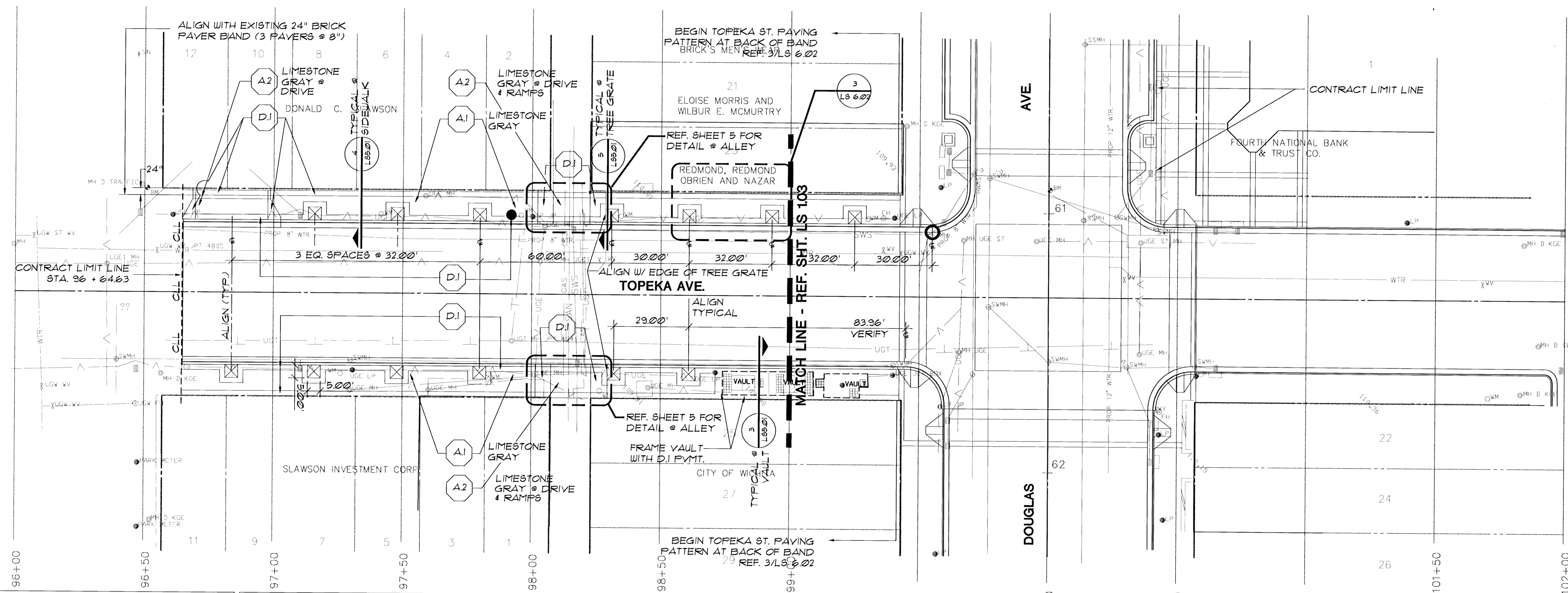
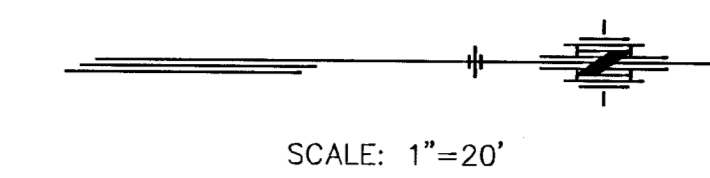


PAVEMENT SCHEDULE		
SYMBOL	TYPE/SHAPE	COLOR/FINISH
(A1)	Frest Concrete Paver 12" x 12" x 2-1/2" (Actual 11-15/16" x 11-15/16")	Quarry Red/Limestone Gray (See Plan) Tudor Finish
(A2)	Frest Concrete Paver/Vehicular 12" x 12" x 3" (Actual 11-15/16" x 11-15/16")	Quarry Red Tudor Finish
(B2)	Frest Concrete Paver 8" x 8" x 3" (Actual 7-13/16" x 7-13/16")	Quarry Red/Limestone Gray/Super Black (See Plan) Natural Finish
(C2)	Frest Concrete Paver 4" x 8" x 3" (Actual 3-7/8" x 7-13/16")	Quarry Red/Limestone Gray/Super Black (See Plan) Natural Finish
(D1)	Architectural Concrete Sidewalk 4" Depth	Light Sandblast Wichita Red - Scofield H61 #0
(D2)	Architectural Concrete Bands Bldg. Face & Pavement Edges	Light Sandblast Wichita Natural - Scofield H62 #4



the swa group

Landscape Architecture Site Planning Urban Design

2211 N. Lamar, Suite 400
Dallas, TX 75202
214-954-0018

STREETSCAPES
PROJECT NAME

LAYOUT & MATERIALS
TOPEKA AVE. @ 96+00 TO 102+00
SHEET TITLE

MID-KANSAS ENGINEERING CONSULTANTS, INC.
411 N. WEBB ROAD
WICHITA, KS. 67206
316-684-9600

DESIGN BY: DT
DRAWN BY: PM, EM, LJ
CHECKED BY: JM
DATE: OCT '95
JOB NO.: SWA MKC-251
SHEET/OF: LS 104

6: A:\CVIL\9210\SWA\LS10-44.DWG Tue May 11 15:56:26 1995