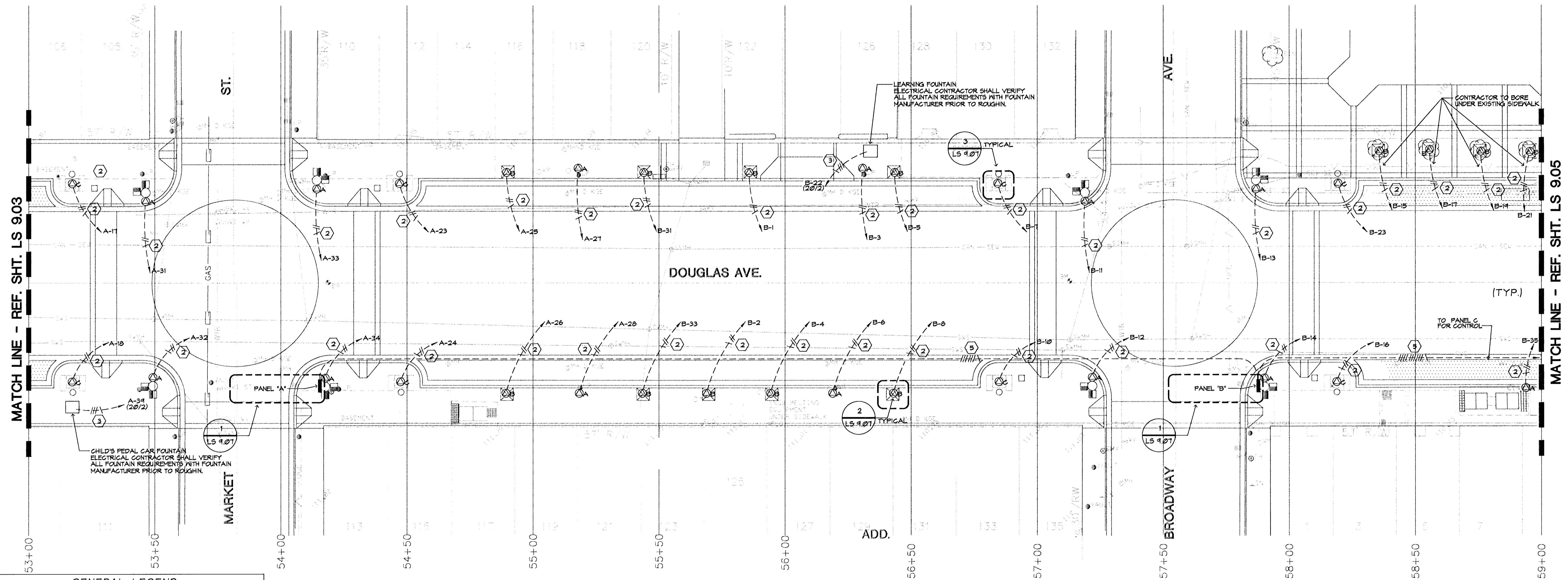


S.V.A. DWG. NAME: 8003E003.DWG; DATE: 05/12/99; TIME: 16:11



MATCH LINE - REF. SHT. LS 9.03

MATCH LINE - REF. SHT. LS 9.05

GENERAL LEGEND

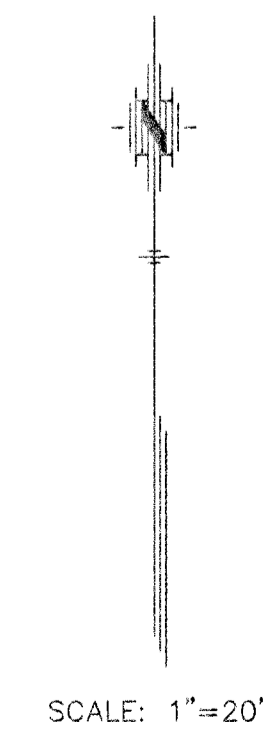
——— PROPERTY LINE
 - - - - - CONTRACT LIMIT LINE
 ——— CENTER LINE
 WTR — WATER
 GAS — GAS
 SWS — SEWER
 UGE — UTILITY
 ——— EDGE OF BASEMENT

DETAIL REFERENCE

1 — DETAIL NO.
 LS 9.07 — SHEET NO.


EXISTING VAULTS

PARTIAL DOUGLAS AVE. POWER PLAN




NOTES:

1. BRANCH CIRCUITS ARE INDICATED AS ONE CIRCUIT HOME RUNS FOR CLARITY ONLY. CONTRACTOR MAY GROUP SINGLE POLE BRANCH CIRCUITS IN MULTIPLE CIRCUIT HOME RUNS. (3 CIRCUIT MAXIMUM). A GROUND CONDUCTOR SIZED PER N.E.C. ARTICLE 250 IS REQUIRED IN ALL POWER, RECEPTACLE, AND LIGHTING CIRCUITS.



Stefan Gorgeli Associates Inc.
 Electrical Engineering and Design
 349 S. Hydraulic
 Wichita, Ks. 67211-1908
 (316) 264-3591
 FAX: (316) 264-3542



STREETSCAPES
 PROJECT NAME

DOUGLAS AVE. @ 53+00 TO 59+00
 SHEET TITLE

SVA DESIGN BY:	SVA DRAWN BY:	SVA CHECKED BY:
MAY 1998 DATE	92010 JOB NO.	LS 9.04 SHEET 7 OF

MID-KANSAS ENGINEERING CONSULTANTS, INC.
 411 N. WEBB ROAD
 WICHITA, KS. 67206
 316-684-9600