

FOUR-CORNER PLAN/MASTER DRAINAGE PLAN  
**REMINGTON PLACE**  
 AN ADDITION TO WICHITA, SEDGWICK COUNTY, KANSAS

PROJECT NO.	SHEET NO.	TOTAL SHEETS
472-76-245-83375-000-000-001	29	58

**LEGEND**

- S Storm Sewer and Inlet
- S Storm Sewer and Manhole
- Spot Elevation
- High Point Elevation
- Match Existing Elevation

- a MINIMUM OPENING= 203.5
- b MINIMUM OPENING= 201.3
- c MINIMUM OPENING= 205.4
- d MINIMUM OPENING= 208.7
- e MINIMUM OPENING= 207.0
- f MINIMUM OPENING= 207.5
- g MINIMUM OPENING= 205.7
- h MINIMUM OPENING= 209.2
- i MINIMUM OPENING= 209.8

- ⊗ STD. BASEMENT
- ⊙ VIEW-OUT BASEMENT
- ⊚ WALK-OUT BASEMENT

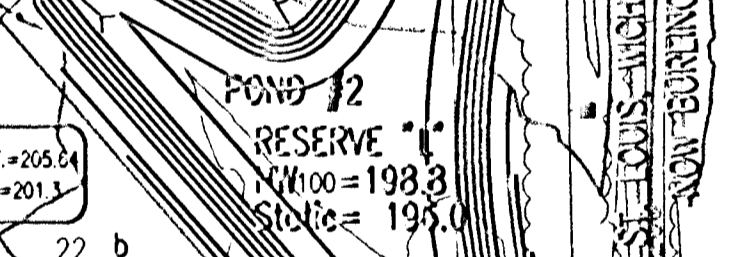
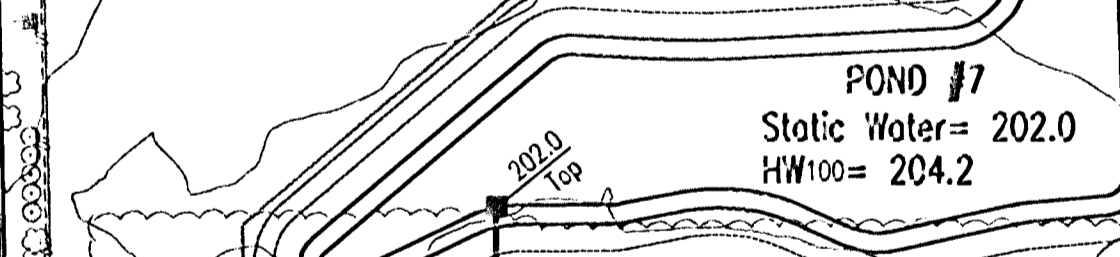

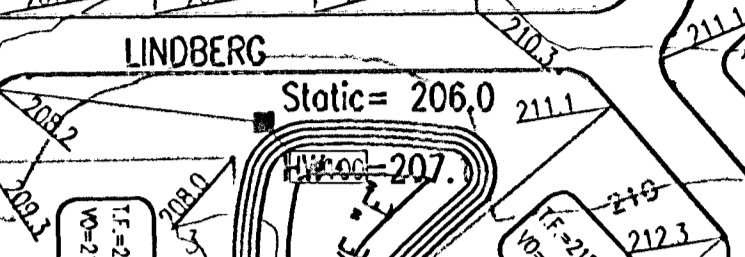
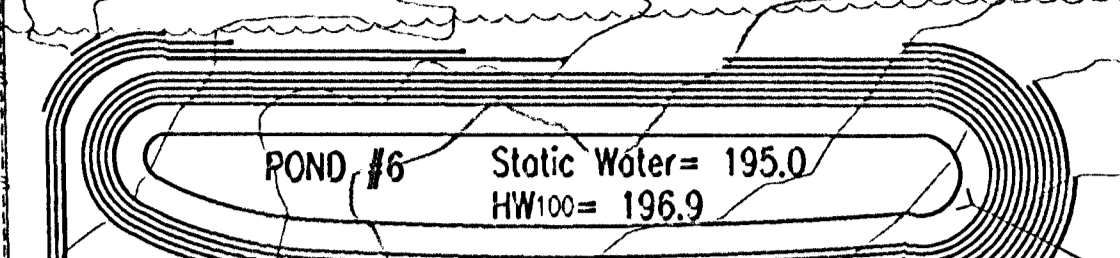
VO OR WO WAS CONSIDERED ACCEPTABLE IF THE TOP OF FOUNDATION WAS 5' OR LESS ABOVE THE PROPERTY LINE.

TOP OF FOUNDATION AND MINIMUM OPENING ELEVATIONS SHOWN ARE THE MINIMUM ELEVATIONS ALLOWED BASED ON OVERFLOW ELEVATIONS. HIGHER ELEVATIONS MAY BE REQUIRED TO ACHIEVE ADEQUATE DRAINAGE AWAY FROM THE HOME.

S.W. Corner E. 1/2, N.W. 1/4 Sec. 9, 127S, R2E of the 6th P.M. Set 3/4" Iron Pipe

N. 1/4 Corner Sec. 9, 127S, R2E of the 6th P.M. Found 1/2" Rebar  
 OWNER: JAN & GERARDA DE BAKKER UNPLATTED ZONED: SF-20  
 SCALE: 1" = 100'  
 3/4" IRON PIPE W/PEC CAP UNLESS OTHERWISE NOTED  
 CM = CALCULATED FROM MEASUREMENT  
 D = DEED DIMENSION

OWNER: KITCH PARTNERS UNPLATTED ZONED: SF-20  
 AERIAL MAPPING BY M.J. HARDEN DATE OF PHOTOGRAPHY 4/18/97  
 B.M. - CITY OF WICHITA TABLET 39 FEET NORTH OF NORTH 1/4 CORNER SECTION 9, 127S, R2E. ELEV. = 196.23 (City Datum) ELEV. = 1383.63 M.G.V.D.



N.W. Corner E. 1/2, N.W. 1/4 Sec. 9, 127S, R2E of the 6th P.M. Found 5/8" Rebar

**Lot Grading:**  
 The Contractor shall place fill on the lots within the Improvement District as shown on the Cross Sections.

DSWR: BER OPER: BJS SCALE: 1"=100' 4/2001/01/158/4CORNER.DGN Plot Date: 10-23-2001

Revisions		By	Date
No.			
REMINGTON PLACE-PHASE I CITY OF WICHITA, KANSAS <b>FOUR CORNER LOT GRADING PLAN</b>			
Professional Engineering Consultants, P.A. 303 S. TOPEKA • WICHITA, KANSAS 67202 316-262-2991 • FAX 316-262-3003			
Designed by	BER	Checked by	
Drawn by	BJS	Date	JUNE 2001
		Job No.	0158